



**PUBLIC MEETING NOTICE AND AGENDA
PARKS AND RECREATION BOARD MEETING**

FEBRUARY 6, 2020

6:30 p.m.

AGENDA

1. Call to Order
2. Roll Call
3. Public Comment on Agenda Items Only
4. Approval of December 5, 2019 Park & Recreation Board Meeting Minutes
5. Old Business
6. New Business
7. Staff Reports
 - A. Holiday Lights Contest Award Presentation
 - B. Event Analysis – Flurry Fest
 - C. Event Analysis – Noon Year’s Eve
 - D. Event Analysis – Holiday Lights
 - E. Event Analysis – Santa Letters
 - F. Community Pass Update
 - G. Ryder Park December Biba Report
8. Trustee Liaison Report
9. Member Comments
10. Audience Participation

The public is invited to make an issue-oriented comment on any matter of public concern not otherwise on the agenda. The public comment may be no longer than 3 minutes in duration.
11. Adjournment

MEETING LOCATION

Village Hall
600 Harvest Gate
Lake in the Hills, IL 60156

The Village of Lake in the Hills is subject to the requirements of the Americans with Disabilities Act of 1990. Individuals with disabilities who plan to attend this meeting and who require certain accommodations so that they can observe and/or participate in this meeting, or who have questions regarding the accessibility of the meeting or the Village’s facilities, should contact the Village’s ADA Coordinator at (847) 960-7410 [TDD (847) 658-4511] promptly to allow the Village to make reasonable accommodations for those persons.

Posted By:

Date:

Time:

.



**VILLAGE OF LAKE IN THE HILLS
PARKS & RECREATION BOARD MEETING
December 5, 2019**

The Parks & Recreation Board meeting was called to order at 6:30 p.m. at the Lake in the Hills Village Hall Board Room. Those present were Members Wackerlin, Cairns, Andrea, Anderson, Sandage and Chairwoman Tredore. Member Lupo arrived shortly after at 6:32 p.m. Also present were Community Services Director Fred Mullard, Assistant Director of Parks & Recreation Megan Sandven and Customer Service Specialist Megan Schnaebeler.

PUBLIC COMMENT ON AGENDA ITEM

None

APPROVAL OF MINUTES

A motion to approve the minutes of the Parks & Recreation Board meeting of October 3rd, 2019 was made by Member Anderson and seconded by Member Andrea. Member Wackerlin stated there is a grammatical error in the October minutes. Member Andrea made a motion to approve the revised minutes of the October 3rd, 2019 and seconded by Member Cairns. The motion was approved by a voice vote of 6-0.

OLD BUSINESS–FACILITY USE DISCUSSION

- A. Larsen Property:** Assistant Director Sandven reopened the discussion of the Larsen Property with a recap of previously discussed ideas. Member Andrea asked what the top three options were at this time. Sandven responded that the most popular options at this time are a fitness pad, splash pad and a combination use. Member Anderson suggested the idea of a fully handicapped playground and provided details to other Members on what that included. Sandven then broke the Members into three groups. Each group was provided with a large print of the Larsen property. The Members were instructed to narrow down the ideas that they would like to Group one consisted of Members Anderson and Sandage. Group two consisted of Chairwoman Tredore and Member Andrea. Group three consisted of Members Lupo, Cairns and Wackerlin. Discussion commenced among the members. Members then shared the ideas their groups concluded on with the room.

NEW BUSINESS

None

STAFF REPORTS

- A. Community Pass Overview:** Assistant Director Sandven provided an overview of a few upcoming events hosted at Village Hall. Sandven also discussed the transition of duties regarding maintenance and final tasks related to the project at the Ford School House. The Public Properties division of Public Works will be responsible moving forward. Sandven also discussed two Eagle Scout projects that were recently completed commenting that their finished work looks great. Sandven then gave a status update and brief overview of the new software, Community Pass. Sandven indicated that 2020 Winter/Spring brochures are set to hit mailboxes the first week in December. Sandven presented a preview of community pass and advised that all residents will have to create new accounts. Sandven informed members that the new software allows for system generated text messaging, instructor access and hopes to have facilities available for reservation by early spring. Lastly, Sandven discussed recent sponsorships

from Home State Bank for Flurry Fest, NovaCare for the Holiday Lights Bus Tour Hot Cocoa Bar and Melody Living for a senior luncheon with Parks & Recreation.

- B. Ryder Park October Biba Report:** Assistant Director Sandven provided a brief overview of the October Biba report for Ryder Park. Sandven commented that it is nice to see that it is still being used at this time.

TRUSTEE LIAISON REPORT

Trustee Murphy was not in attendance.

MEMBER COMMENTS

Member Andrea thanked the Parks & Recreation staff for all of the hard work they do for the community.

AUDIENCE PARTICIPATION

Walter Weinert asked the board and department of Parks & Recreation to please bring back the 5k and 10k run events. Weinert expressed that there is growing interest for such events. Member Andrea added that these events have been cancelled in the past due to low enrollment and that people have to show interest in order for these events to take place. Assistant Director Sandven added that the 5k and 10k races will be included in the Winter/Spring brochure but will be contracted out to the same group that handles the triathlon. Weinert advised that he participated in these races thirty years ago and that the hills provide one of the most challenging race courses in northern Illinois.

ADJOURNMENT

Member Andrea made a motion to adjourn the meeting. Member Anderson seconded the motion. The motion was approved by a voice vote of 6-0. The meeting adjourned at 7:11 p.m.

Submitted by,
Megan Schnaebele
Customer Service Specialist



**Village of Lake in the Hills
Community Services Department
Parks and Recreation Division
Monthly Report – January/February 2020**

Dates of Interest:

*Daddy Daughter Date Date/Night – Saturday, February 22nd
Family Bingo Night – Friday, March 13th*

Parks Project Status

In January, Village staff released a proposal requesting design concepts to replace the existing skate park equipment at Richard Taylor Park and the existing playground equipment at Horner Park, Echo Park, and Edward Hynes Park. After the February 7th design concept due date, Village staff will ask residents to provide feedback on the design concepts by completing an online survey. Village staff will also host a focus group on March 5th prior to the March 5th Parks and Recreation Board Meeting, where the Parks and Recreation Board will be asked to select three design concepts for each replacement project to participate in a Request for Proposal (RFP) process. The Parks and Recreation Board will then review the RFP design concept proposals and costs at their April 2 meeting and select one proposal for each replacement project for Village staff to recommend to the Village Board of Trustees at the April 21, 2020, Committee of the Whole Meeting.

Other upcoming 2020 projects include the stable property demolition, new parks lightning detection system, Bark Park perimeter fencing, Hain House HVAC replacement, and various shelter roof replacements.

With the retirement of Crew Leader, Jerry Marsh, there have been promotions of Parks Staff. Jeff Raupp has been promoted to Crew Leader, and Tom VanEnkvort has been promoted to General Utility II. Interviews are currently underway to fill the now open GU I position.

Recreation Project Status

Staff continues to set up the new Community Pass software. Program registrations, including Bark Park, are being taken in the new software. We anticipate facility reservations going live in the next few weeks. At that point, we will no longer be using the RecTrac program.

The People for Parks Foundation is providing payment for a coach bus to take the seniors to Eataly on February 13th. The trip was full with many on the waitlist. The coach bus will allow staff to include more participants, and all participants will enjoy a luxury ride downtown to their destination.

Preschool 2020-2021 registration began Monday, February 3rd for returning families. Class offerings will remain the same as this school year. New resident students can begin registering February 24th. The 2020-2021 Preschool Academy Brochure is included.

The Ice Fishing Derby was scheduled for Saturday, February 1st, but was rescheduled due to lack of adequate ice on the lake. The event is rescheduled for Saturday, February 15th, and the lake is monitored daily for ice.

Flurry Fest Event Analysis

December 14, 2019

Program Description

Advertised Description:

Please join us for our annual holiday celebration at Village Hall. Community Partners will be on hand leading games, crafts and providing snacks. Photo opportunities galore with your favorite Frozen characters, and the man of the season... SANTA!

This FREE community event is being brought to you by the Parks and Recreation Division and Home State Bank.

** Please bring a non-perishable donation item for the Algonquin/Lake in the Hills Interfaith Food Pantry.*

Cost

Free

Target Audience

Families

Marketing

The event was marketed in the seasonal brochure, on our website, on our Facebook page, Village marquee signs, via press release and listed on several on-line community calendars. In addition, banners were made by PW and placed Sunset Park Near Miller Rd Parking lot, Harvest Gate and Algonquin Rd, N Lakewood and W Algonquin Rd, and at Village Hall.

Budget

Revenue (Home State Bank Sponsor)	\$750
Direct Expenses	
*includes food, decorations, giveaways, entertainment, misc. supplies	\$1590.94
Indirect Expenses	
Staff Time	
Recreation Coordinator – 25 hours x \$23.62/ hr	\$590.50
Recreation Coordinator – 10 hours x \$22.64 / hr	\$226.40
PS Supervisor – 4 hours x \$18.32/ hr	\$73.28
F/T Staff – 1 staff x 4 hours x \$32/ hr	\$128.00
1 staff x 4 hours x \$40 / hr	\$160.00
PS Staff – 2 staff x 4 hours x \$12/ hr	\$96.00
PW – labor & equipment for set up/ monitoring/ removal	\$1115.75
Total direct & indirect expenses =	\$3980.87

Cost recovery = 18%

Volunteers

10 volunteers showed up to assist with the event. Two volunteers from the Lake in the Hills / Algonquin Food Pantry also assisted with the food drive while handing out some logo items to those that donated.

Participation

This year's event saw the largest number of participants we've ever had at this event with 711.

Participant Feedback

Even with the large crowd, spirits were bright. Lots of happy faces greeted Olaf, Anna, Elsa and Santa. The Frozen theme was very popular with the movie just being released.

Observations

Staff preparation time is significant for this event, as it involves decorating all of Village Hall. The event ran smoothly and participant feedback at the event was very positive overall.

Recommendations

If another large crowd is expected in the future, using the multipurpose area downstairs would help spread out the crowd.

Noon Years Eve
Event Analysis
December 31, 2019

Program Description

Advertised Description:

3...2..1 Happy Noon Year! Join us for a special sendoff to 2019! We will take silly pictures, dance, craft and play as we wait for the Noon hour countdown. Pre-registration is required by December 27.

We had 7 stations set up in Village Hall.

1 – decorate a party hat – as you enter

2- selfie Station – in front of old P&R area

3 –bingo- community room

4 – make a snack cup – multipurpose room

5 – coloring sheets – upstairs and downstairs

6 – make a noise maker– multipurpose room

7 – dancing & countdown – multipurpose room

Cotton candy toast and cupcakes were in the multipurpose room after the countdown

Cost

R \$10 / NR \$12

Target Audience

Kids 8 and under

Marketing

The event was marketed in the seasonal brochure, on our website, on our Facebook page, Village marquee signs.

Budget

Revenue		\$430
Direct Expenses		
-includes food, decorations, misc. supplies		\$286.08
Indirect Expenses		
Staff Time	Recreation Coordinator – 8 hours x \$23.62/ hr	\$188.96
	Recreation Coordinator – 4 hours x \$22.64/ hr	\$90.56
	P/T Staff – 1 BTB staff x 2 hours x \$9.25/ hr	\$18.50
	F/T Staff – 1 staff x 1.5 hours x \$32/ hr	\$48
	1 staff x 2 hours x \$40/ hr	\$80

Total direct & indirect expenses = \$712.10

Cost recovery = 60%

Sponsors / Donations

We had no sponsors or donations for this event.

Volunteers

8 volunteers were used for this event.

Participation

We had 39 children registered, all but 1 attended. We also had 2 children of a staff member attend.

Participant Feedback

There were a lot of smiling faces at the event. The children had a good time at each of the stations and with the dancing.

Observations

Staff preparation time was significantly reduced from previous years with the elimination of the balloon drop. We increased the time to 1.5 hours and up the fee by \$1 based on last year's recommendation. It did not affect registration.

The event ran smoothly and participant feedback at the event was very positive overall.

Recommendations

Staff plans to evaluate this event for 2020. There are other holiday themed ideas staff would like to try but with the full December calendar and limited staff, we might consider alternating years for this event.

We can set the max at 60 for next offering of the event as long as the multipurpose room is used for part of the event space.

Event Analysis
Holiday Light Bus Tour
House Decorating Contest
December, 2019

Program Description

Advertised Descriptions:

House Decorating Contest

The winter holidays seem to bring out the best in decorations, and we want to be the judge. Call in your own creation, or elect your neighbors. Judging takes place December 18, 19 & 20. Winners will receive a gift certificate to a Lake in the Hills business; one winner per category.

Award categories will include: **New Kid on the Block:** First-time entry. **How did they do that**” Pull out all the stops to create an innovative display that will amaze & astound. **Tell me a story:** Create a display of characters from your favorite holiday movie, TV special or story. **Holiday Traditions:** Share your most classic holiday display. **Showstopper:** Do it with lights, do it with style, or do it by covering every inch of yard available. Just “wow” us with a creative display that can’t be missed. **Light up your Neighborhood Award:** Gather your neighbors and create a street so bright it can be seen for miles around.

Holiday Lights Bus Tour

Travel around Lake in the Hills to see sights and lights while serving as a judge for the Holiday House Decorating Contest. Holiday Light Decorating Contest participants cannot participate in the judging, however they may join the tour. The bus leaves promptly at 5:45 pm. This tour fills up quickly so reserve your spot today! All days will judge the same houses. Hot chocolate & cookies provided. Bring a car seat if needed for children. Pre-registration required per person.

Cost

House Decorating Contest – Residents only - FREE

Holiday Lights Bus Tour- Res. \$1 / Non-res \$6

Target Audience

House Decorating Contest – Residents only

Holiday Lights Bus Tour- Families of all ages

Marketing

The event was marketed in the seasonal brochure.

Budget

Revenue	\$209.00
Novacare Sponsorship	\$125.00
	<hr/>
	\$334.00
	<hr/>

Direct Expenses

Operating Supplies	100.18.50.72.04	\$ 250.51
---------------------------	------------------------	------------------

Indirect Expenses

\$ 440.00

Staff

	hours	\$/hour
Recreation Coordinator	20	\$22.00

Cost Recovery

48%

Sponsorships / Donations

Novacare Physical Therapy sponsored the Full-Event.

Volunteers

No volunteers

Participation

We had a total of 41 people register for the light tours and 10 houses signed up for the house decorating contest.

Participant Feedback

No one voiced any concerns. One family suggested doing a Halloween Tour next year.

Observations

Recommendations

All 3 dates filled up with the exception 1 seat. I would recommend having a half hour social time prior to leaving in the bus. This gives people time to get their cookies and coco and read the categories over before we get on the bus.

Event Analysis
Letters from Santa
Dear Santa: Letter writing
December, 2019

Program Description

Advertised Descriptions:

Letter from Santa

Sign up each child to receive a hand written letter and envelope customized for them from Santa. Register each child that would like to receive a letter. Must register by December 2.

Dear Santa: Letter writing

Help Santa prepare to respond to the many letters he has received. All materials will be provided. There will be a brief orientation at each session to assist letter writing and envelope decorating. Light refreshments served. Come to one or all the sessions. Pre-registration is required; amount of letters to write will vary depending on amount of letters needed.

Cost

Res \$1/ NR \$5

Free to LITH Preschool Academy students only.

Target Audience

Children of any age- to receive letter

Seniors/volunteers – to write the letters

Marketing

The event was marketed in the seasonal brochure.

Budget

Revenue **\$59.00**

Direct Expenses

Operating Supplies **\$74.42**

Indirect Expenses **\$ 110.00**

<u>Staff</u>	hours	\$/hour
Recreation Coordinator	5	\$22.00

Cost Recovery **32%**

Sponsorships / Donations

N/A

Volunteers

We had 24 high school volunteers sign up and 18 show up. We had 5 seniors sign up to volunteer. There was 4 different days they could sign up to volunteer. They were a huge help and did a great job.

Participation

We had a total of 78 children register to receive a letter from Santa.

Participant Feedback

No one voiced any concerns.

Observations

Each letter writing session ran smoothly. For the first one with 15 volunteers, pizza was ordered for the first session which was 15 volunteers and for 3 hours. The other sessions have water and snacks.


Recommendations

Ideas for next year:

- Examples of how to address an envelope for the high school volunteers.
- Earlier notice to Parents on the Fillable PDF
- Music, Cookies, Cocoa, Coffee for Writing Group

PLAYGROUND DATA REPORT

RYDER PARK
ILLINOIS, USA
DECEMBER 2019



MEASURING WINTER HOLIDAY PLAYGROUND USE

The school holidays are always an interesting time for playgrounds.

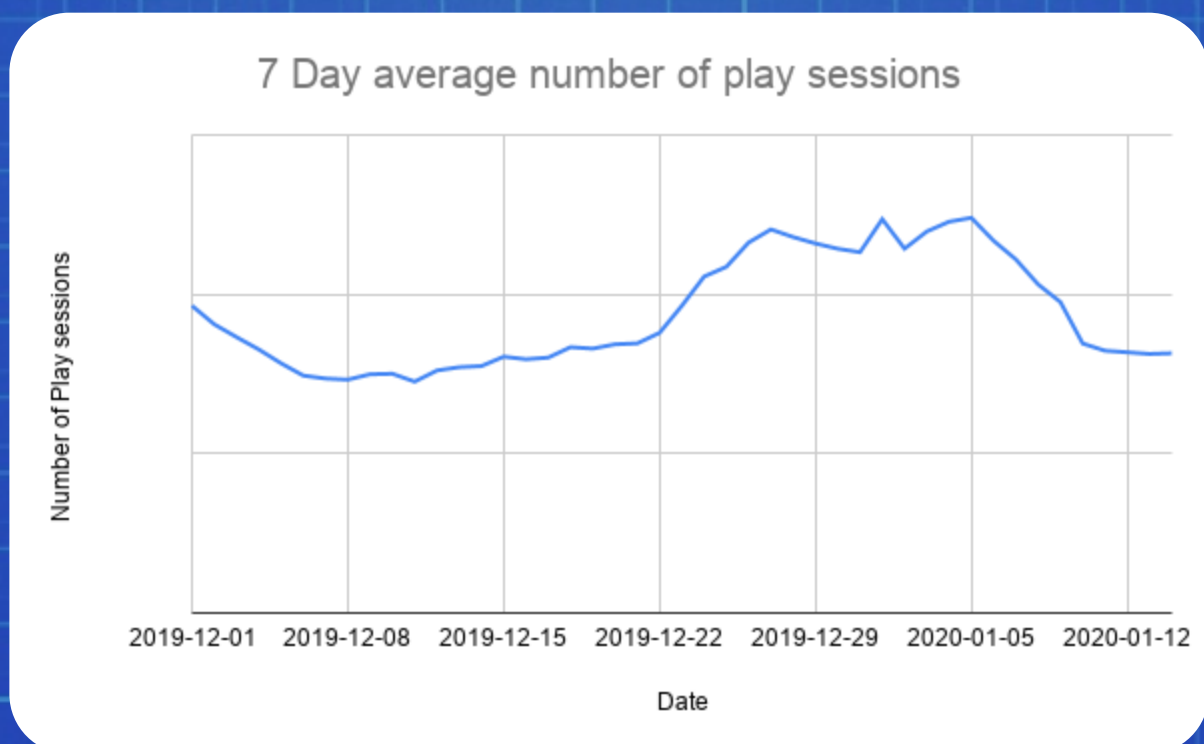
The regular play patterns we usually see in Biba data shift dramatically when kids are at home during the day - instead of in class - but one might reasonably expect the depths of winter to correlate with less playground use. And in fact, when we began discussing this topic with playground professionals around the holiday season in 2016, there was no real consensus about whether playground activity is invigorated or suppressed.

So we decided to resolve that question once and for all, as a belated holiday gift for each of you. This month's deep dive will dig into the intriguing "Christmas play pattern" that leaps out of our data.

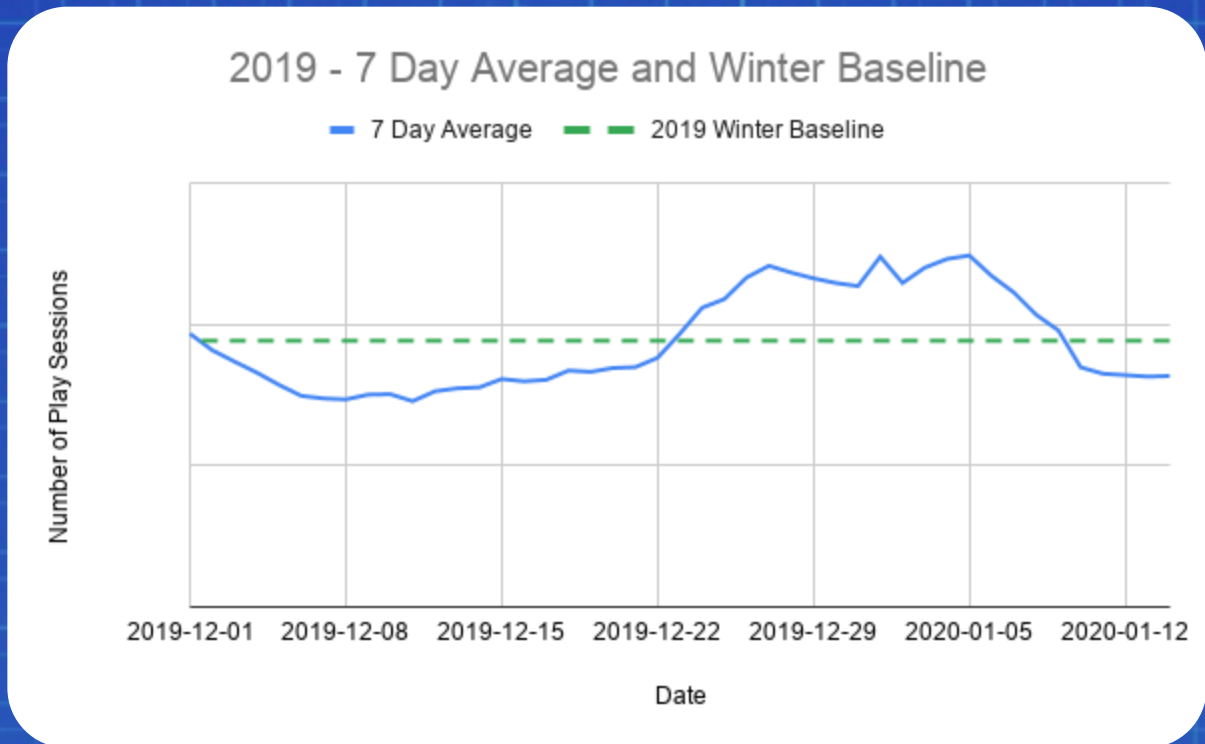
The first thing to note is how much playground use we see over the winter break, as well as the clear cyclical pattern that emerges. It is common knowledge that playground and park use peaks during the school holidays in the summer months, but there has been little evidence to date to show whether playground and park use increases or decreases during the winter break. On the one hand it is a holiday, so we would expect more usage, but on the other hand it is the coldest time of year, so we might expect less use.

So what's the deal with holiday playground usage?

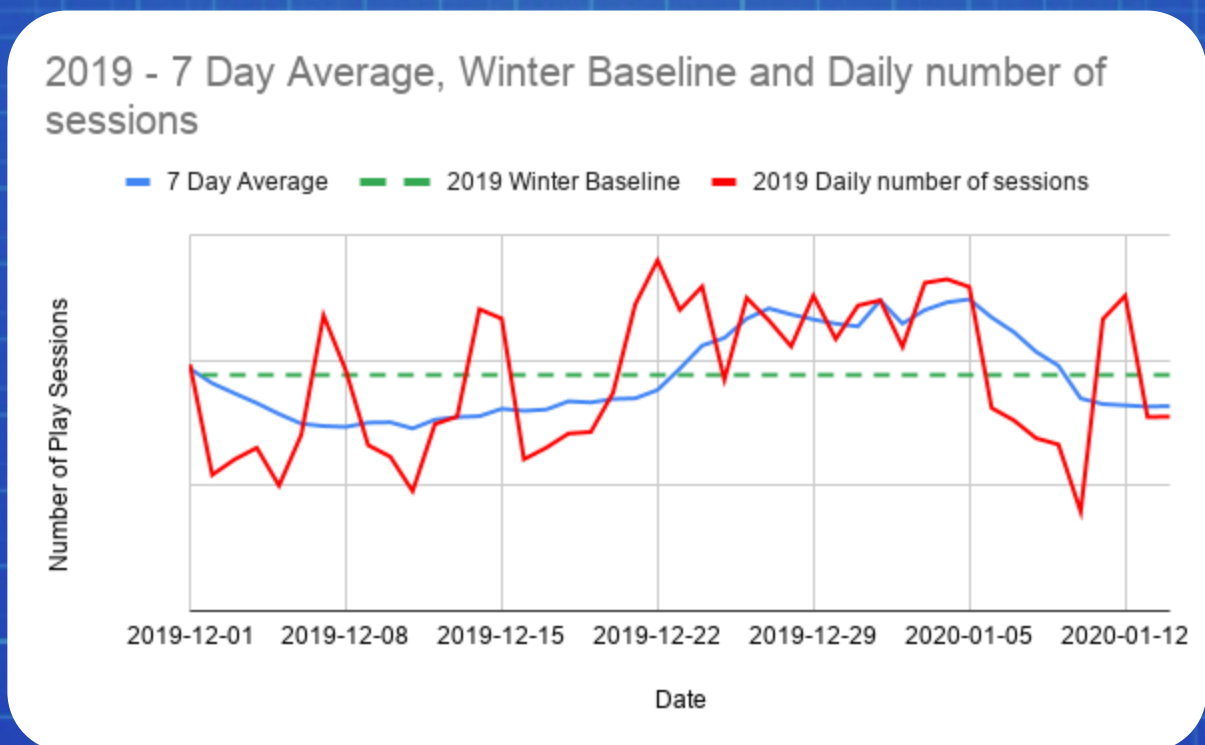
On a macro-level winter certainly has less playground use than summer, but **during the winter school break we see a 50% boost in playground activity** compared to the winter baseline. This can be seen in the graph below, which is the 7 day average amount of play over December 2019 and the beginning of January 2020.



You will notice a marked increase in play from around December 21st (when the holiday begins) that holds until around January 6th (when the holiday ends). In this period play is consistently above the winter baseline average by a significant amount:

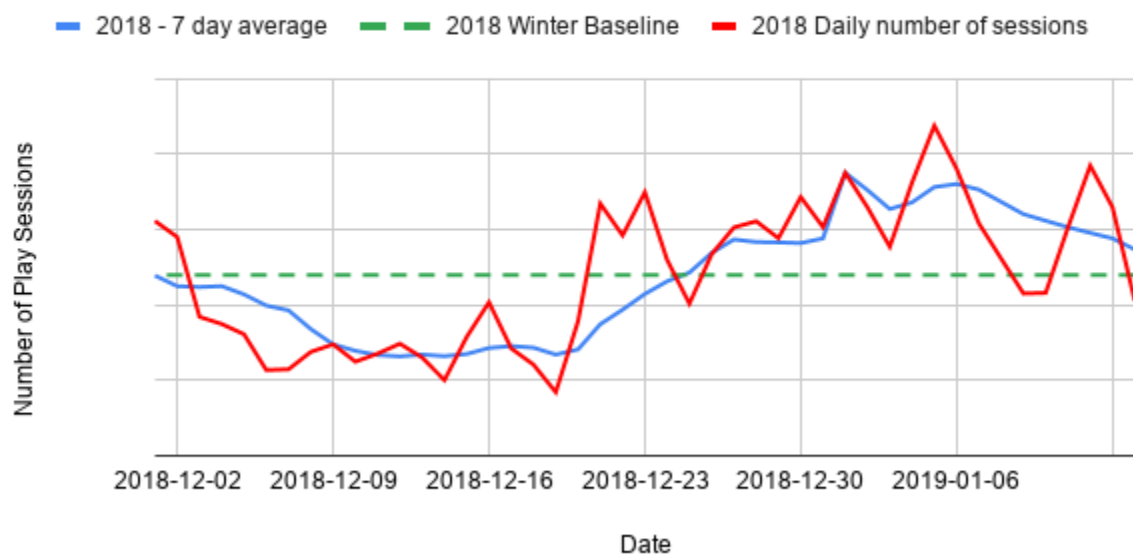


The second thing to point out is the peaks and troughs of holiday gameplay. Outside of holidays the 'typical' pattern of play during a week sees a marked increase in play during the weekend. This results in a zig-zag pattern of play across the weeks, with Saturday and Sunday seeing up to 100% more activity than weekdays. This can be seen at the beginning of December in the graph below:



However if you look at the zig-zag pattern during the school holidays (December 21st - January 6th) the peaks and troughs attenuate, meaning that play is more evenly distributed across the week rather than seeing a huge boost at the weekend. This can also be seen in the graph below, which is the same data for the Winter of 2018 where after the 22nd of December the zig-zag pattern becomes less extreme. Once kids go back to school (around the 4th of January) play behaviour goes back to its 'typical' pattern for both 2019 and 2018.

2018 - 7 day Average, Winter Baseline and 2018 Daily number of sessions



What does all of this mean? Well there are two takeaways for park planners:

- Parks and playgrounds see a 50% boost in play and activity during the Winter break. Organised park activities are likely to be popular despite the colder conditions.
- Taking into account weekends and weekdays is less important when planning events during the winter holidays. So feel free to program something on that Tuesday afternoon.

So don't let the cold conditions fool you - kids are eager to play whatever the weather, and when they have the whole day at home during the break, they're itching to go to the playground and release some energy -- the data proves it!

YOUR COMPARABLES

WHAT THIS CHART SHOWS


This page provides you with a classification of your playground that considers factors of local child density, local income levels and local climate. These levels are presented on the right as a series of rankings from low to high. Near the bottom of the page, we also show how you compare in a series of key metrics relative to similar cities.


HOW THIS IS USEFUL


This metric allows you to evaluate the performance of your playground relative to other similar playgrounds. This way, you can see if your playground is performing well for its climate, child density and socioeconomic region, providing a more accurate sense of its impact on your community.

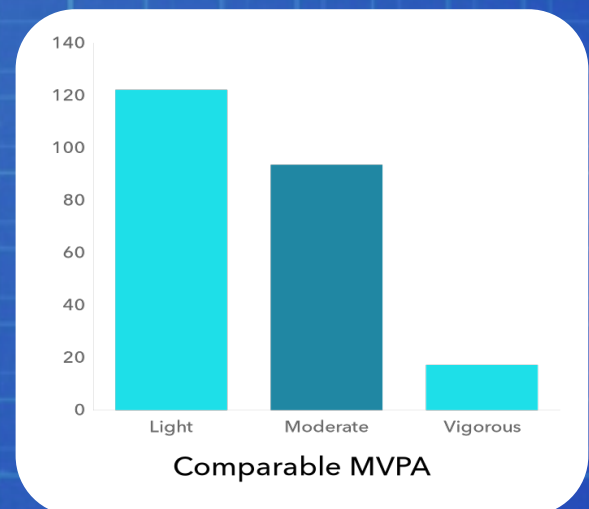
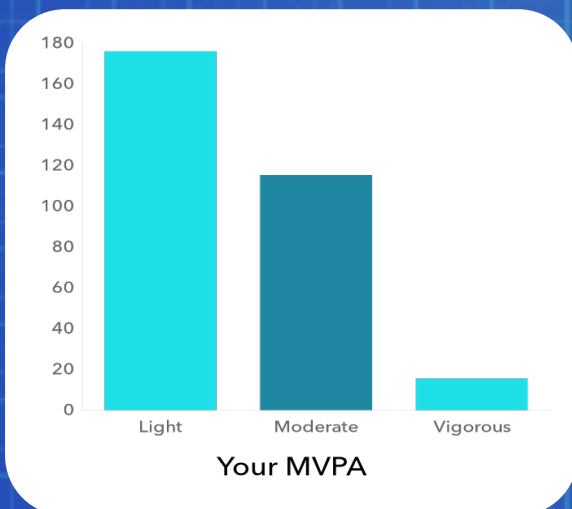
Ryder Park

Compared to parks in: Cottage Grove, MN, Livonia, MI, Woodbury, MN

Average


Higher


Continental




OF BIBA SESSIONS

You Are In The

93RD

Percentile!

AMT. OF MVPA

You Are In The

90TH

Percentile!

AVG. AMT. OF EXERCISE/SESSION

You Are In The

88TH

Percentile!

SURVEY RESULTS

WHAT THIS CHART SHOWS

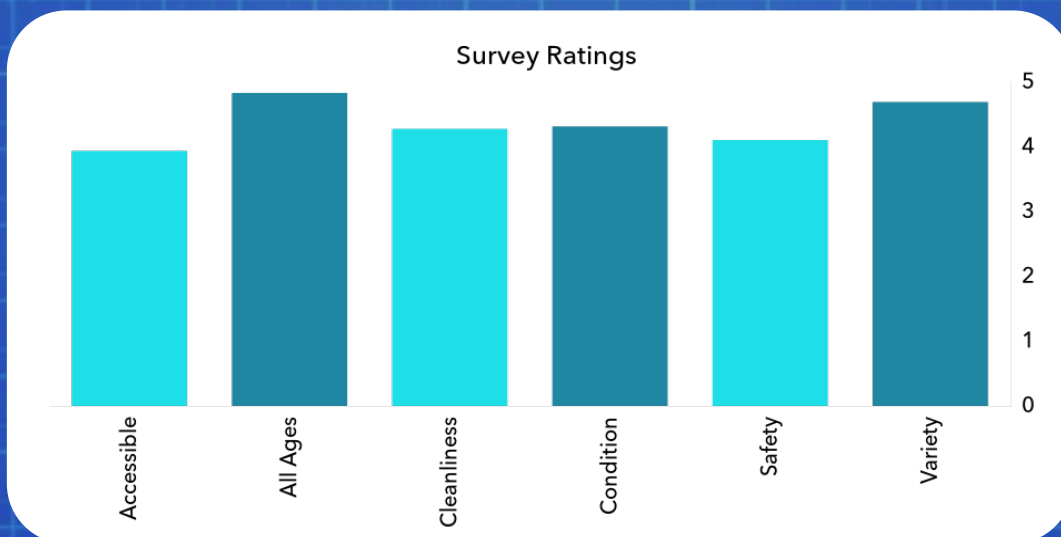
At the end of Biba gameplay sessions, families are offered the opportunity to answer a quick three-question survey about the playground they are at. Usually the questions ask families to answer a question with a ranking from 1-5. This page displays those survey responses.

HOW WE COLLECT IT

Biba games collect all responses from participating families who chose to answer the surveys when offered. We only offer this survey once per month, per playground location.

HOW YOU CAN USE THIS INFORMATION

The survey responses below can allow you to get a more qualitative grasp on various aspects of your playground. But a key benefit also lies in the ability to follow these survey results over time: tracking feedback on any changes you make/have made to the playground and its associated facilities over time.



IS THIS YOUR REGULAR PLAYGROUND?

Yes

No

WOULD YOU VISIT THIS PLAYGROUND AGAIN?

Yes (100%)

IS IT EASY TO TRAVEL TO THIS PLAYGROUND?

Yes (90%)

EQUIPMENT PREFERENCE

WHAT THIS CHART SHOWS

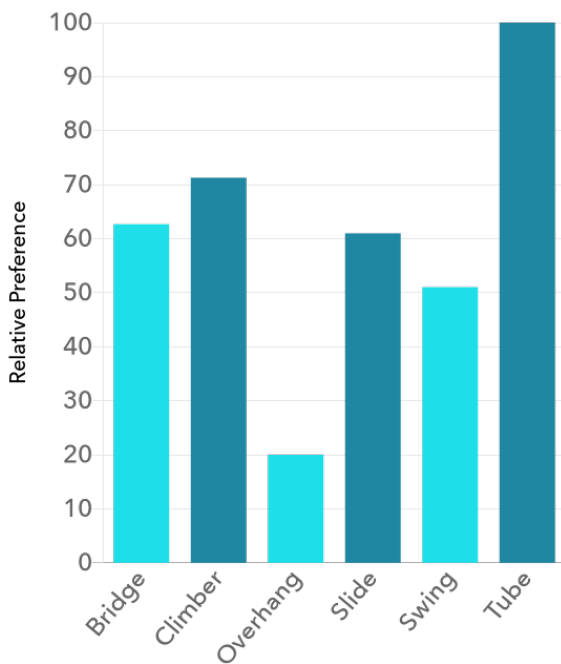
This page displays what equipment was most preferred by children while playing Biba games along with their preferred equipment sub-types.

HOW WE CALCULATE THIS

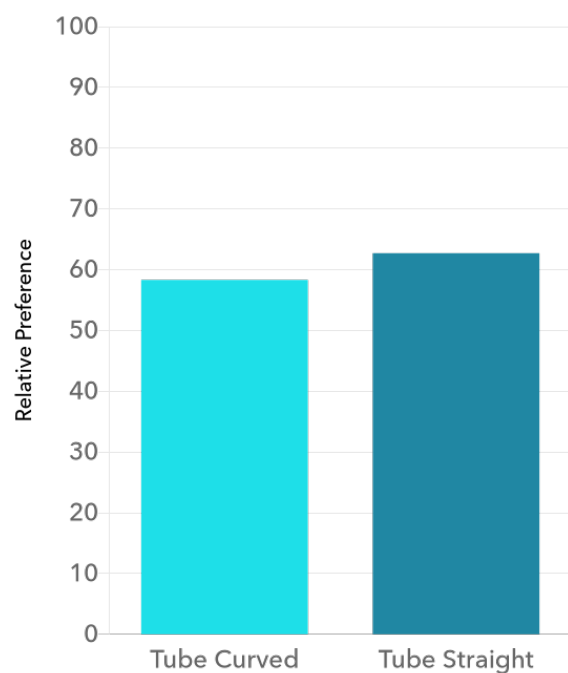
Biba games automatically request a parent to input what they see as present in terms of equipment at a playground, but equipment preferences are specifically derived from play choices made during Biba gameplay by players. We analyze all the choices children make between equipment during different points in gameplay to model which types of equipment are selected the most often. We can also determine the popularity of specific sub-types (e.g. spiral slides, curved tubes) this way.

HOW YOU CAN USE THIS INFORMATION

The chart below can assist in identifying choices for equipment purchases or upgrades, or at larger scale, can point to trends with regard to favorite equipment pieces in a region.



Equipment Category



Equipment Subtype

PEAK DAYS OF THE WEEK

WHAT THIS CHART SHOWS

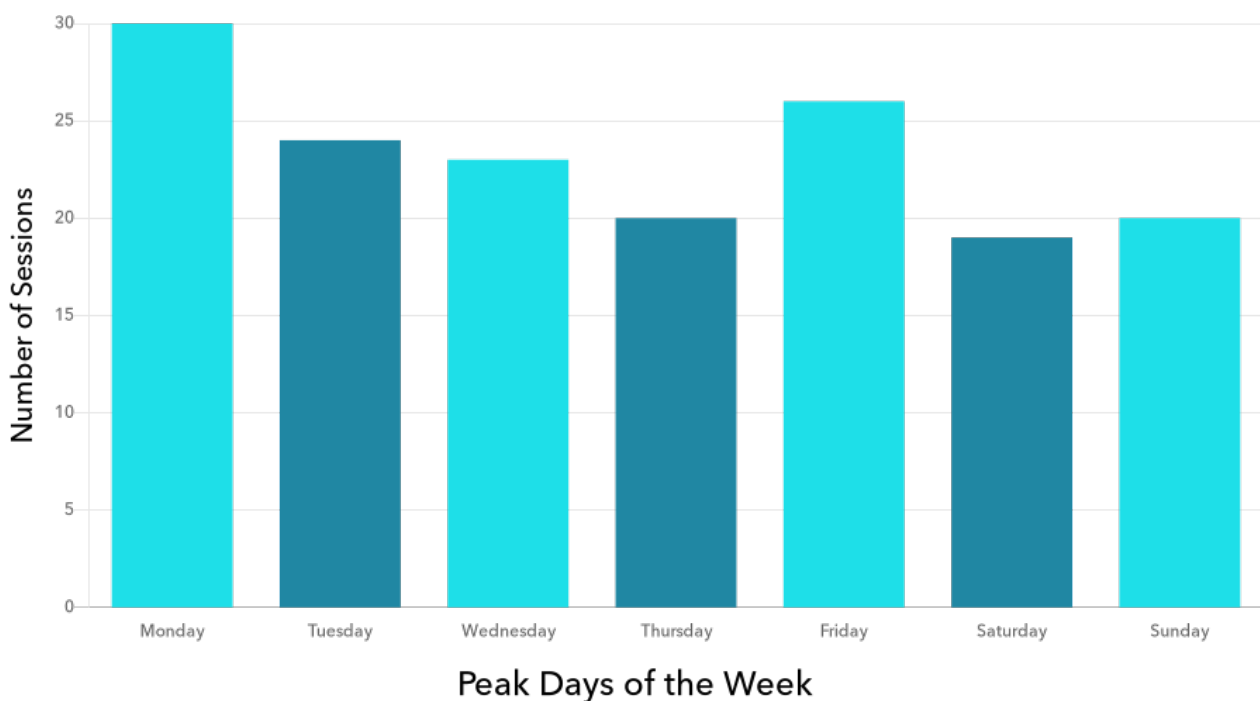
This graph lets you know on which days of the week families tend to spend the most time at your playground or play site.

HOW WE CALCULATE THIS

Biba games take simple time stamps that allow us to see what day of the week Biba sessions occur. As a sample of playground attendance, this provides us with a sense of your site's peak days.

HOW YOU CAN USE THIS INFORMATION

This information is useful in pointing out interesting trends for purposes of scheduling and program planning. We can also provide an array of these graphs across a year or dig into particular days on request if you're looking to schedule against more specific trend data, such as the impact of public holidays or school holidays.



PEAK HOURS OF THE DAY

WHAT THIS CHART SHOWS

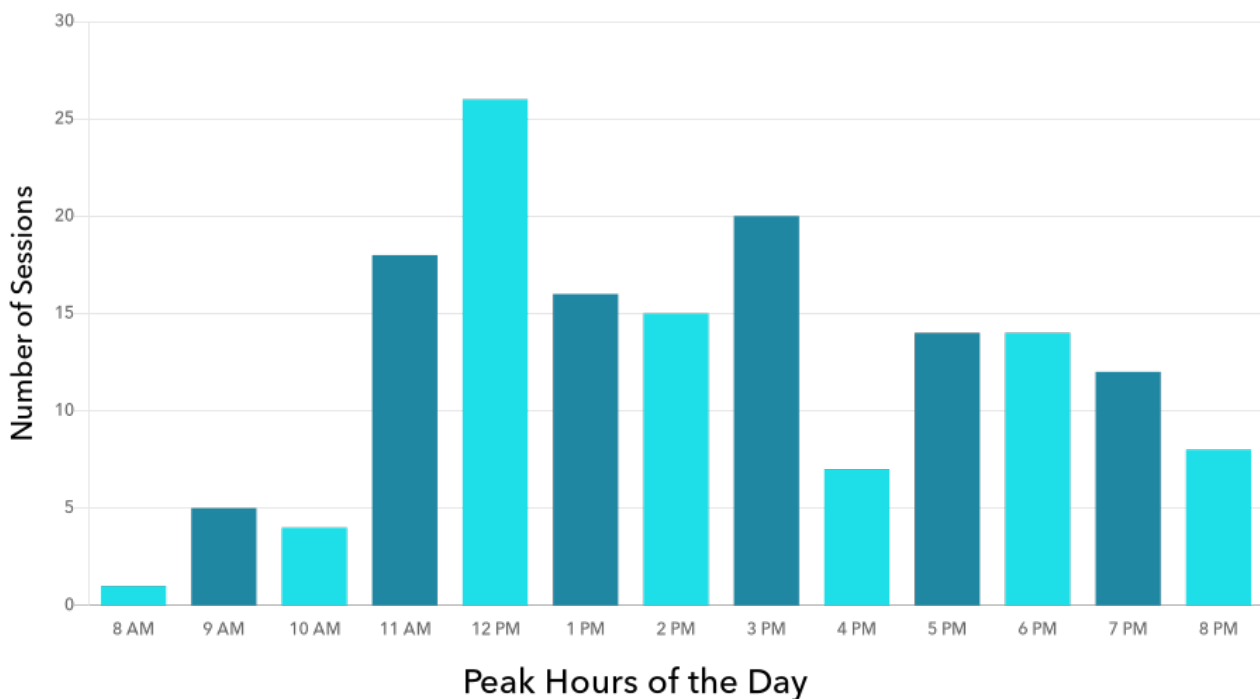
This graph lets you know which hours of the day families tend to spend the most time at your playground or play site.

HOW WE CALCULATE THIS

Biba games take simple time stamps that allow us to see what time of the day Biba sessions occur. As a sample of playground attendance, this provides us with a sense of your site's peak hours.

HOW YOU CAN USE THIS INFORMATION

This information is useful in pointing out interesting trends for purposes of scheduling and program planning. We can also provide an array of these graphs across a year to allow for things such as seasonal comparisons or the impact of external events like school vacations on timing.



ACTIVITY LEVELS

WHAT THIS CHART SHOWS

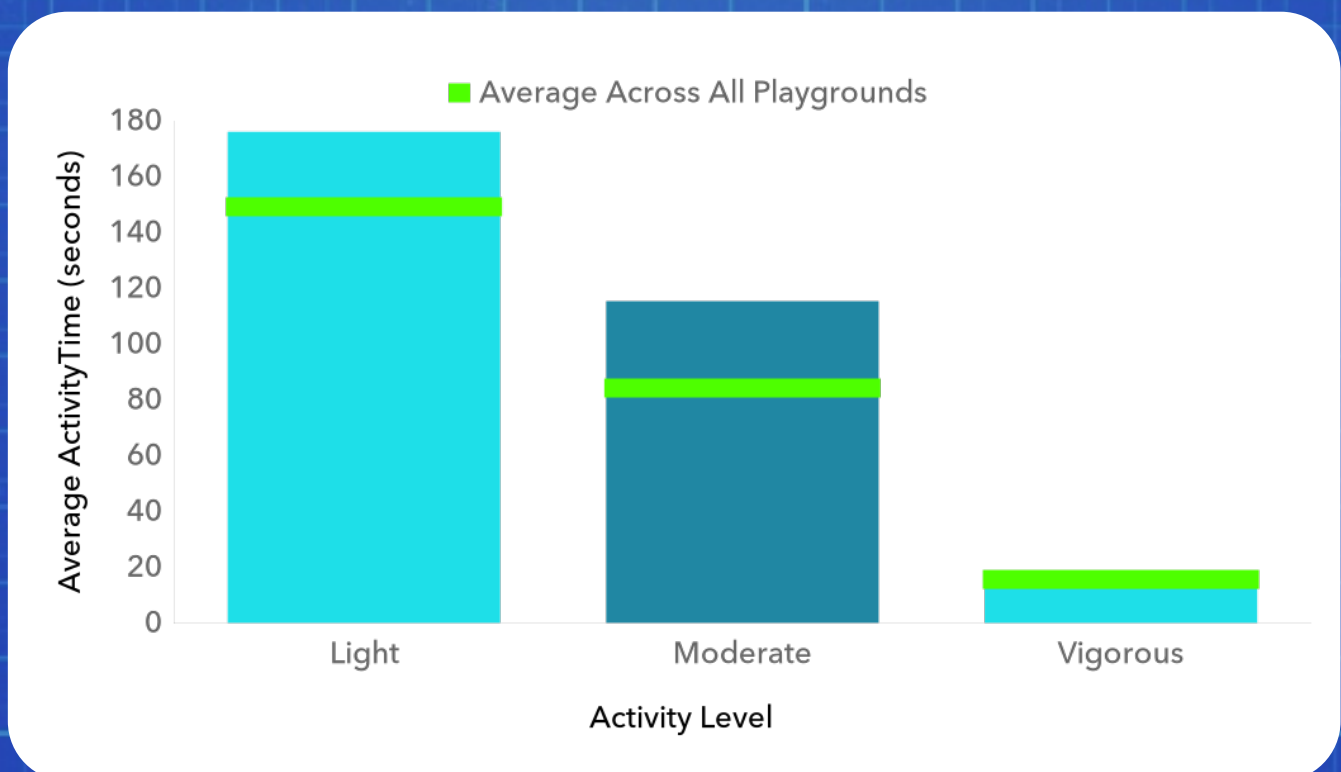
This lets you know how much light, moderate, and vigorous activity children engaged in during Biba gameplay. This is not only an indicator of the types of games they chose to play, but also how they chose to play them in terms of physical exertion.

HOW WE CALCULATE THIS

Biba games adopt the World Health Organization’s rubric in distinguishing between moderate and vigorous activity levels during gameplay. We achieved this in partnership with Simon Fraser University Child Psychology researchers to provide each game with a profile that generates a strong inference as to how much physical activity is being conducted in each game. This lets you see which types of games and what level of exertion kids in your playground gravitate towards.

HOW YOU CAN USE THIS INFORMATION

This lets you get a sense of activity levels in your different communities, but also can provide you reinforcing data that helps make the case in grant proposals for health and activity initiatives and other related programming.



TEMPERATURE IMPACT

WHAT THIS CHART SHOWS

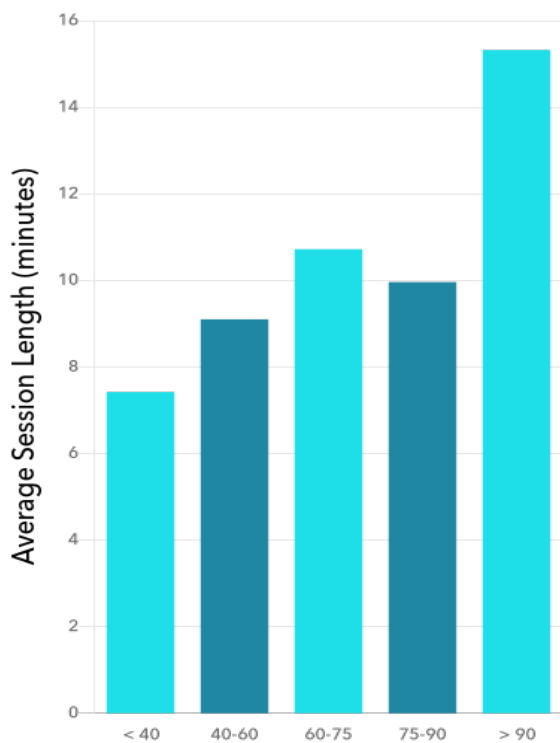
This page visualizes the relationship between different ranges of temperature and on-site sessions. This graph lets you know the relative impact of temperature on how long families play on-site (a good indicator of what temperature conditions a family is most likely to play through) and the relative impact of temperature on how much families play on-site (an indicator of the conditions during which a family is most likely to attend the playground).

HOW WE CALCULATE THIS

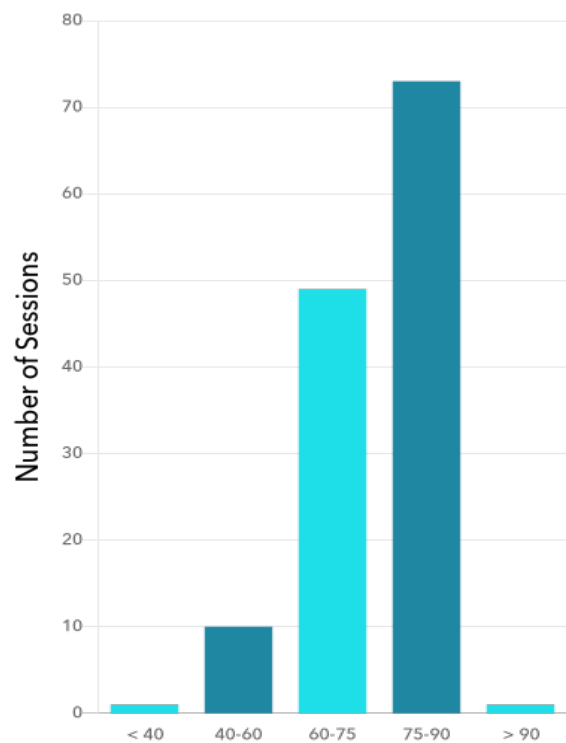
Biba games track the temperature and check it at regular intervals during gameplay. We compare the observed temperature at a particular site with the number and length of sessions at that site in order to see what play patterns emerge during different temperature conditions.

HOW YOU CAN USE THIS INFORMATION

This information is useful in terms of program planning for your community, but also helps inform decisions around the purchase of things such as shading for high-sun regions or other facilities that can help promote attendance during more frigid periods.



Temperature (F) vs Session Length



Temperature (F) vs Number of Sessions

WEATHER IMPACT

WHAT THIS CHART SHOWS

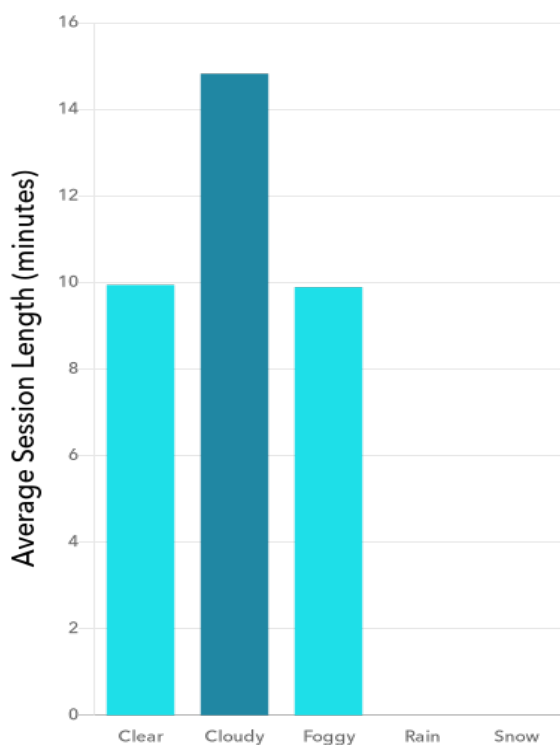
This page visualizes the relationship between different types of weather and on-site sessions. This graph lets you know the relative impact of weather on how long families play on-site (a good indicator of what weather conditions a family is most likely to play through) and the relative impact of weather on how much families play on-site (an indicator of the conditions during which a family is most likely to attend the playground).

HOW WE CALCULATE THIS

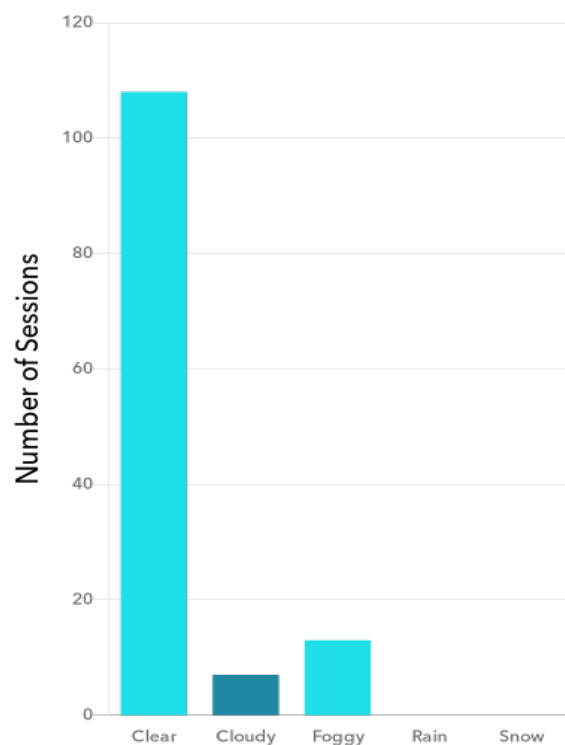
Biba games track the weather conditions and check them at regular intervals during gameplay. We compare the observed weather conditions at a particular site to how many sessions occurred and their length in order to see what play patterns emerge during different weather conditions.

HOW YOU CAN USE THIS INFORMATION

As with temperature, this information is useful in terms of program planning for your community. It can also help you determine which play sites maintain the highest attendance during particular conditions when making considerations for amenity upgrades.



Weather vs Session Length



Weather vs Number of Sessions

SESSIONS BY MONTH

WHAT THIS CHART SHOWS

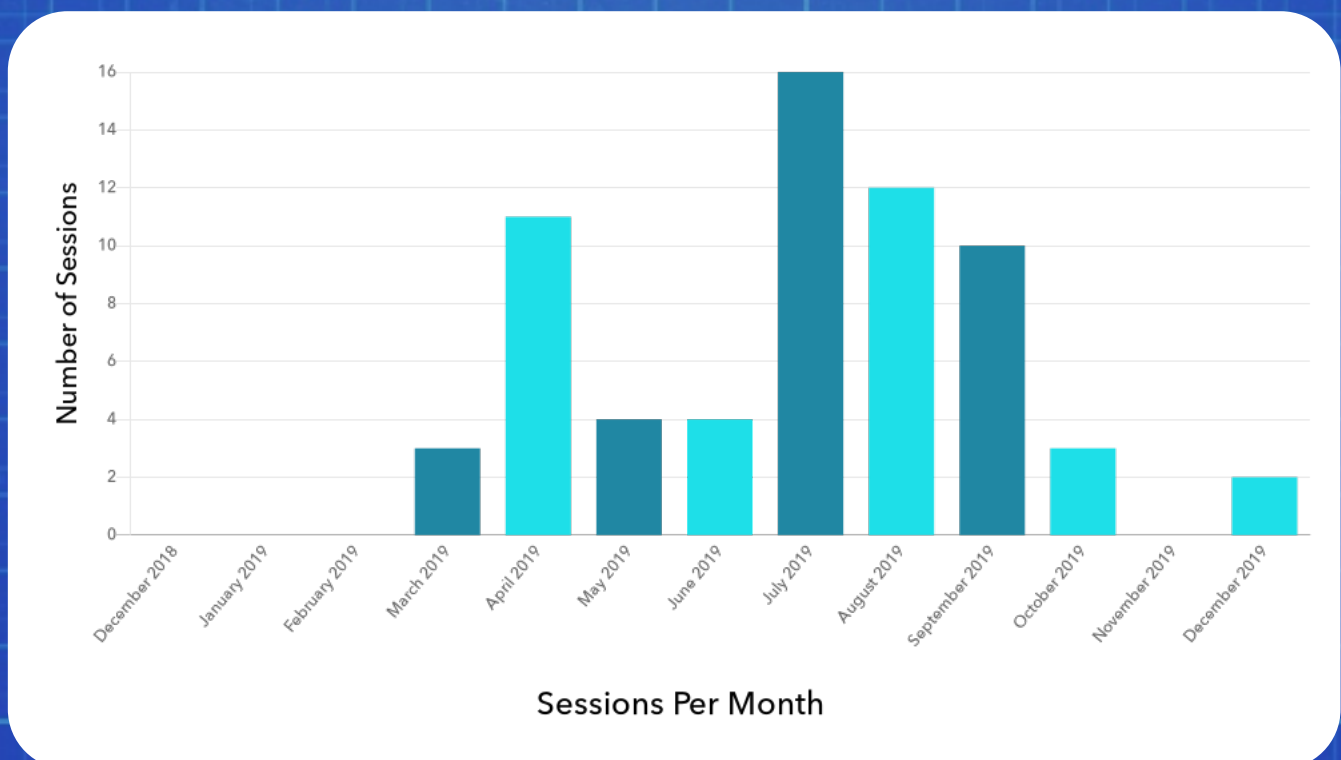
This page displays up to the last 12 months in terms of sessions per month, allowing you to compare month-to-month session totals for that period.

HOW WE CALCULATE THIS

Biba games automatically track game sessions every time they happen. We tally these up in order to provide the monthly totals represented in the graph below.

HOW YOU CAN USE THIS INFORMATION

The chart shows the general activity trend of your playground over the year and can be used to garner a high-level sense of the traffic patterns at your play site.





REGISTRATION INFORMATION

Registration available online using Community Pass. Classes fill quickly, on a first-come, first-served basis. Registration is on-going until all spots are filled. We cannot hold spots.

The following documentation must be provided prior to start date:

1. New families: a copy of your child's birth certificate
2. Most recent immunization and physical records
3. \$60 resident/\$70 non-resident non-refundable registration fee per family

Classroom supplies are provided in your registration fee. Parents are required to take turns supplying juice/snack. September tuition is due August 1, 2020. All monthly fees thereafter are due on the 1st of every month.

School starts September 8, 2020. Our last day of school is May 28, 2021. A detailed calendar, highlighting all preschool events, will be emailed to you at the end of July.

For more information, or to schedule a personal tour, please contact our Preschool Supervisor, Jessica Lucarelli at 847-960-7400 or jlucarelli@lith.org.

PRESCHOOL FACILITY LOCATIONS

The Annex 2 E. Oak Street ~ 847-458-0792

Village Hall 600 Harvest Gate ~ 847-960-7400



RETURNING FAMILIES FEBRUARY 3, 2020
 NEW RESIDENT STUDENTS FEBRUARY 24, 2020
 NEW NON-RESIDENT STUDENTS MARCH 2, 2020
 WWW.LITH.ORG 847-960-7400



OUR PROGRAM

We pride ourselves in delivering a developmentally appropriate and engaging curriculum. We continually update our curriculum to meet Common Core Curriculum Standards, kindergarten benchmarks and Illinois Early Learning Standards. Our classrooms are designed to promote an interactive/dynamic, hands-on atmosphere. Teachers work with students 1 on 1, in small and large groups. Our teacher-guided technology stations help to reinforce learned concepts.



MOM AND TOT 2-3 YEAR OLDS

Our littlest students are often apprehensive to attend school without a familiar person. This class is specifically designed to give your tot their first preschool experience with you or your primary caregiver present. Once familiar with their surroundings & preschool routine, tots will then attend this class independently. Our class allows for socialization and interactive play. Each class will have a short circle time, music, story, craft and snack.

- Child must be 2 years of age by September 1, 2020
- Exact dates for independent drop off will be determined collectively by parent/caregiver and teacher
- Please note: Staff cannot change diapers or pull-ups
- Class size: Min. 5 / Max. 10
- Listed costs are based on monthly tuition

Day	Time	Location	RES / NR
F	9:15-10:15am	Village Hall Classroom #1	\$55/\$65



2.5-3 YEAR OLDS

This class is designed to help prepare your young 3 year old for their first experience away from their primary caregiver. We promote socialization, listening and problem solving skills through group interaction, songs, stories and crafts. Our goal is to give your child the skill set they require for their next preschool level.

- Child must be 2.5 years of age by September 1, 2020
- Class size: Min. 5 / Max. 12
- Please note: Staff cannot change diapers or pull-ups
- Listed costs are based on monthly tuition

Day	Time	Location	RES / NR
T/TH	9:00-10:30am	Village Hall Classroom #3	\$90/\$100
T/TH	10:45-12:15pm	Village Hall Classroom #3	\$90/\$100



OUR STAFF

Our highly qualified staff is passionate about teaching children and meeting the individual needs of each student. We encourage and guide our students to develop independence, responsibility and problem solving skills. We attend 15 hours of continuing education and are CPR/ First Aid Certified each year.

3-4 YEAR OLDS

We continue to offer various choices for our 3-4 year old age group. Our Spanish Enrichment continues to be a popular choice for those choosing the Dual Language path offered in our surrounding school districts. Our Spanish Enrichment curriculum mirrors the goals of our traditional classes, however, student receive instruction in both English and Spanish.

All our classes guide students towards independence by encouraging socialization & individual problem solving skills. Our curriculum is theme/literacy based and concentrates on shape/color recognition; the alphabet; numbers and counting. We encourage listening & language interaction during our structured group time and dynamic interactive play. Fine motor skills are honed during our free play and project time.

- Child must be 3 years old by September 1, 2020
- Class size: Min. 5 / Max. 18 (location dependent)
- Please note: Child must be potty trained
- Listed costs are based on monthly tuition

2 Day Options

Day	Time	Location	RES / NR
T/TH	9:00-11:30am	Village Hall Classroom #2	\$125/\$135
T/TH	9:00-11:30am	The Annex Classroom #4	\$125/\$135 SE*
T/TH	9:15-11:45am	The Annex Classroom #5	\$125/\$135

3 Day Options

Day	Time	Location	RES / NR
M/W/F	9:00-11:30am	Village Hall Classroom #3	\$170/\$180

4-5 YEAR OLDS PRE-K

We offer a theme/ literacy based curriculum, geared toward preparing your child for kindergarten and beyond. We include alphabetic/phonetic recognition, as well as beginning sight word recognition. We incorporate math & science using skills such as counting, patterning, graphing and basic addition and subtraction. Our students continue to build fine motor skills through our theme based projects.

Pre-K Spanish Enrichment curriculum follows our traditional Pre-K curriculum. In this class students will learn basic Spanish words while incorporating conversational Spanish. We continue to build on the knowledge our 3-4 year old Spanish Enrichment students have learned.

Children enrolled in the Pre-K Spanish Enrichment do not need previous Spanish knowledge.

- Child must be 4 years old by September 1, 2020
- Class size: Min. 5 / Max. 18 (location dependent)
- Please note: Child must be potty trained
- Listed costs are based on monthly tuition

3 Day Options

Day	Time	Location	RES / NR
M/W/F	9:15-11:45am	The Annex Classroom #5	\$170/\$180
M/W/F	9:00-11:30am	The Annex Classroom #4	\$170/\$180 SE*
M/W/F	9:00-11:30am	Village Hall Classroom #2	\$170/\$180
M/W/F	12:30-3:00pm	The Annex Classroom #5	\$170/\$180

4 Day Option

Day	Time	Location	RES / NR
M-TH	9:15-11:45am	Village Hall Classroom #1	\$230/\$240

*SE = Spanish Enrichment