



PUBLIC MEETING NOTICE AND AGENDA
PARKS AND RECREATION BOARD MEETING

April 4, 2024
6:30 P.M.

AGENDA

1. Call to Order
2. Roll Call
3. Audience Participation
The public is invited to make an issue-oriented comment on any matter of public concern not otherwise on the agenda. The public comment may be no longer than 3 minutes in duration.
4. Approval of the March 7, 2024 Parks & Recreation Board Meeting Minutes
5. Old Business
 - A. Parks Master Plan Analyze and Connect Phase
6. New Business
7. Director's Reports
8. Board Member Reports
9. Village Trustee Liaison Report
10. Adjournment

MEETING LOCATION
Village Hall
600 Harvest Gate
Lake in the Hills, IL 60156

The Village of Lake in the Hills is subject to the requirements of the Americans with Disabilities Act of 1990. Individuals with disabilities who plan to attend this meeting and who require certain accommodations so that they can observe and/or participate in this meeting, or who have questions regarding the accessibility of the meeting or the Village's facilities, should contact the Village's ADA Coordinator at (847) 960-7410 [TDD (847) 658-4511] promptly to allow the Village to make reasonable accommodations for those persons.

Posted By:

Date:

Time:



Call to Order

The meeting was called to order at 6:30pm. Roll Call was answered by Members Cairns, Donahue, Vice-Chairman Andrea, and Chairwoman Tredore. Members Wackerlin, Sivakumar, and Carman were absent.

Also present were Director of Parks and Recreation Randy Splitt, Superintendent of Parks and Recreation Kim Buscemi, Superintendent of Public Properties Scott Parchutz, and Recording Secretary Dana Popovich.

Audience Participation

None

Approval of Meeting Minutes

Motion to accept the Parks and Recreation meeting minutes of February 1, 2024 was made by Vice-Chairman Andrea and seconded by Member Cairns. The motion was approved by a voice vote Of 4-0.

Old Business

None

New Business

A. Parks Master Plan Connect Phase Summary

Hitchcock Design Group reviewed both the analyze and connect phase with a slide show presentation. Highlights included the Community Survey results, which 567 were filled out completely. A Community Input Workshop, that had 14 community members participate and Stakeholder interviews with important contributors to the future of Lake in the Hills Parks and Recreation Services.

Director's Report

Director Splitt presented his reports which included the schedule and timeline of the 2024 playground replacement at Jaycee and Celebration Park. He also congratulated the Parks and Recreation Staff on their upcoming NISRA Exceptional Community Partner Award that they will be receiving on March 7th.

Superintendent of Parks and Recreation Kim Buscemi reviewed past and upcoming events.

Superintendent of Public Properties Scott Parchutz reviewed upcoming projects.

Village Trustee Liaison Report

None

Member Report

None



Adjournment

A motion to adjourn the meeting was made by Member Cairns, and seconded by Member Donahue. The motion was approved by a voice vote 4-0.

There being no further business to discuss, the Parks and Recreation Board meeting was adjourned at 7:31PM.

Submitted by

Dana Popovich

Dana Popovich

Recording Secretary

DRAFT



INFORMATIONAL MEMORANDUM

MEETING DATE: April 4, 2024

DEPARTMENT: Parks & Recreation

SUBJECT: Updated Connect Phase Summary for Parks Master Plan

EXECUTIVE SUMMARY

It was requested by the Parks and Recreation Board after the March 7, 2024 Hitchcock Design Group presentation to provide a detailed summary of the connect phase (attached) and to provide a stronger explanation to the planning areas and level of service areas in greater detail.

Review: The Parks Master Plan just completed the Analyze and Connect Phase. Hitchcock Design Group presented both phases and reviewed their findings with the Board at the March 7 meeting.

Hitchcock Design Group (HDG) completed the first phase of the Parks Master Plan in which they inventoried and analyzed the assets and amenities within the Village. Village staff members, including from both the Parks and Recreation Department and Public Works, assisted in providing information to help identify, review, and populate the data. Beyond taking an inventory of the Village's existing parks and open space, HDG captured demographic data and Geographical Information System (GIS) mapping data to assist in the analysis. During the analyze phase, HDG visited the Village's parks and playgrounds to not only inventory the existing features, but to understand how the spaces fit within the community, to physically review the status of the amenities, and to document their professional recommendations. These visits were supplemented with a driving tour that included recreation staff, parks staff, and the Hitchcock Design project lead, in order for him to receive and include the Village's feedback. Finally, the analyze phase reviewed the Village's amenities against national standards to create a framework for staff to review and consider for future projects.

The goal of the Connect Phase was to gain suggestions and feedback on the Village's Parks and Recreation Services and ways to improve. The Connect Phase, facilitated by Hitchcock Design Group, consisted of three approaches to gather as much feedback as possible. The following approaches were used:

- **Community Survey:** January 29, 2024 – February 25, 2024.
 - **567 surveys were filled completed**

- **Community Input Workshop:** In person meeting involving community members participating in discussions facilitated by Hitchcock to obtain feedback on the Parks and Recreation Services. 14 Community Members participated in the workshop
- **Stakeholder Interviews:** February 13, 2024. 5 User Groups made up this interview workshop of important contributors to the future of LITH parks and recreation services.

Planning Areas:

Planning areas are an integral step in understanding the distribution of parks and amenities and how well a parks and recreation agency is serving its residents. By understanding where parks are located in relation to residential development, we can understand who is under-resourced. Planning areas are delineated by major pedestrian barriers including major roads or highways, railroad corridors, and impassable natural features. In the Village of Lake in the Hills, these barriers resulted in 16 planning areas within the Village. Areas identified as “non-planning areas” are shown by a dark blue shade and are not included in the analysis because they do not contain residential development.

About Level of Service Areas:

After dividing the Village into planning areas, the geographic distribution of the parks and open spaces is analyzed. A service area, illustrated on the maps as a color halo, is created around each individual park. The shape of each service area halo is determined by analyzing the existing road and sidewalk infrastructure to identify the actual route of travel and distance one must travel to access the park (utilizing ESRI GIS software). The size of the service area is dependent upon the park classification and is either a quarter- (mini park), half- (neighborhood), or one-mile (community) distance. Service areas overlap to form a gradient which reveals the level of service. The darker the color, the better those residents are served. Residents who fall within the darker or opaque areas are served by multiple parks and their amenities.

The Community Park Level of Service Map LITH and Surrounding Agencies map shows only the *community park service areas* for LITH, CLPD, CPD, HPD, and VOA.

Parks Master Plan next steps: Envision Phase

- Conduct Internal Planning and Visioning Session:
- Preliminary Strategies – Parks & Open Space
- Preliminary Strategies – Facilities & Recreation Programs
- Prepare Preliminary Strategies Summary

Hitchcock Design Group is scheduled to be at the next Parks and Recreation Board meeting in May to start discussing preliminary strategies from their findings.

FINANCIAL IMPACT

None

ATTACHMENTS

Analyze and Connect Phase Summary

Planning Area Map

Community Park Level of Service Map

RECOMMENDED MOTION



Village of Lake in the Hills Parks Master Plan: Board Meeting #1



Analyze & Connect
Phase Review

analyze phase review

connect phase review

next steps

discussion

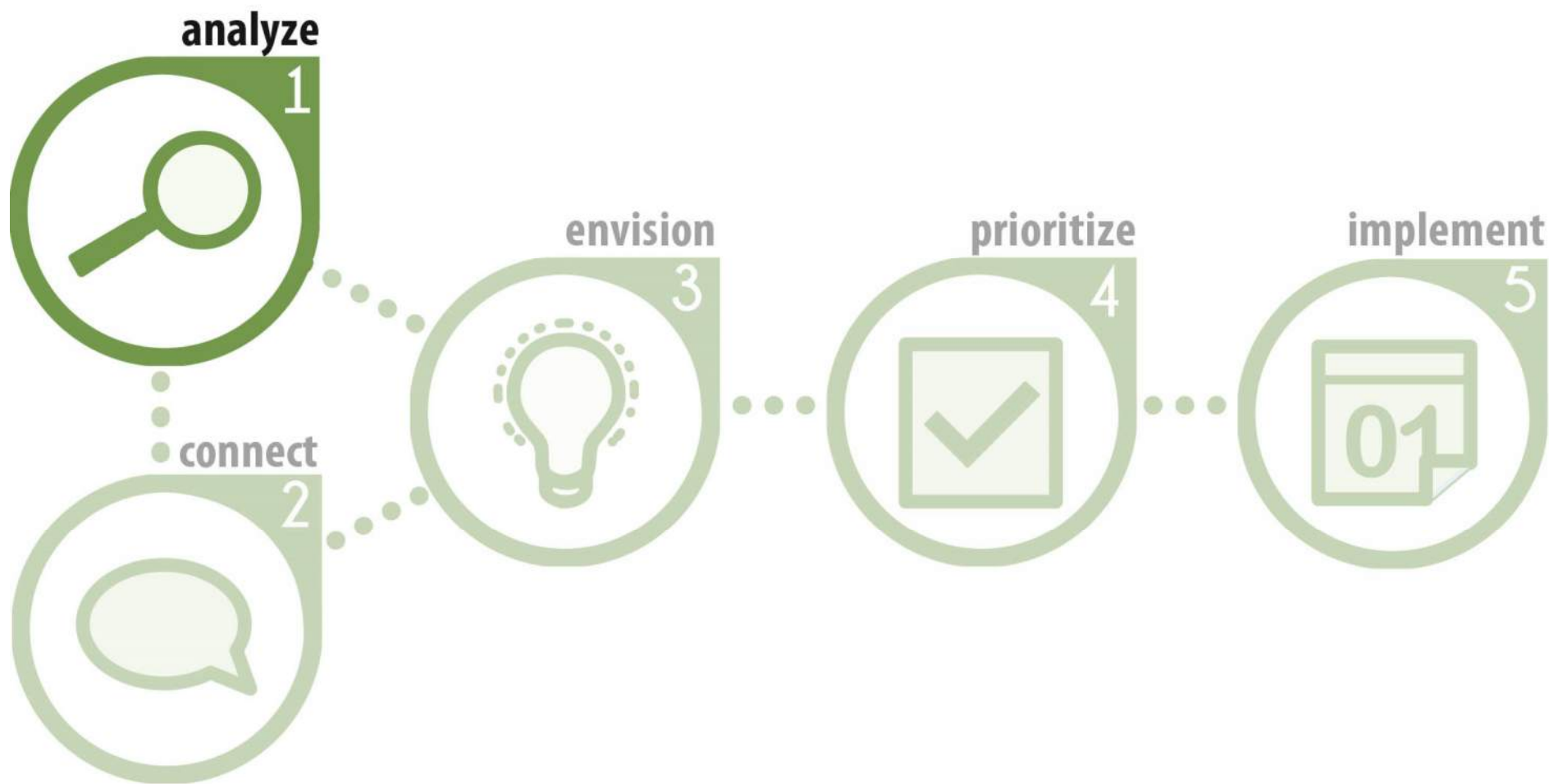
agenda

- analyze phase (complete):
 - demographic and agency data collection – August 2023
 - park inventory & analysis – August-Sept. 2023
 - inventory & analysis maps prepared – August-Sept. 2023
- connect phase (complete):
 - online survey (4-weeks) – January-February 2024
 - community input meeting #1 – February 7, 2024
 - stakeholder interviews – February 13, 2024
 - board review – *tonight*

planning progress



the process



analyze



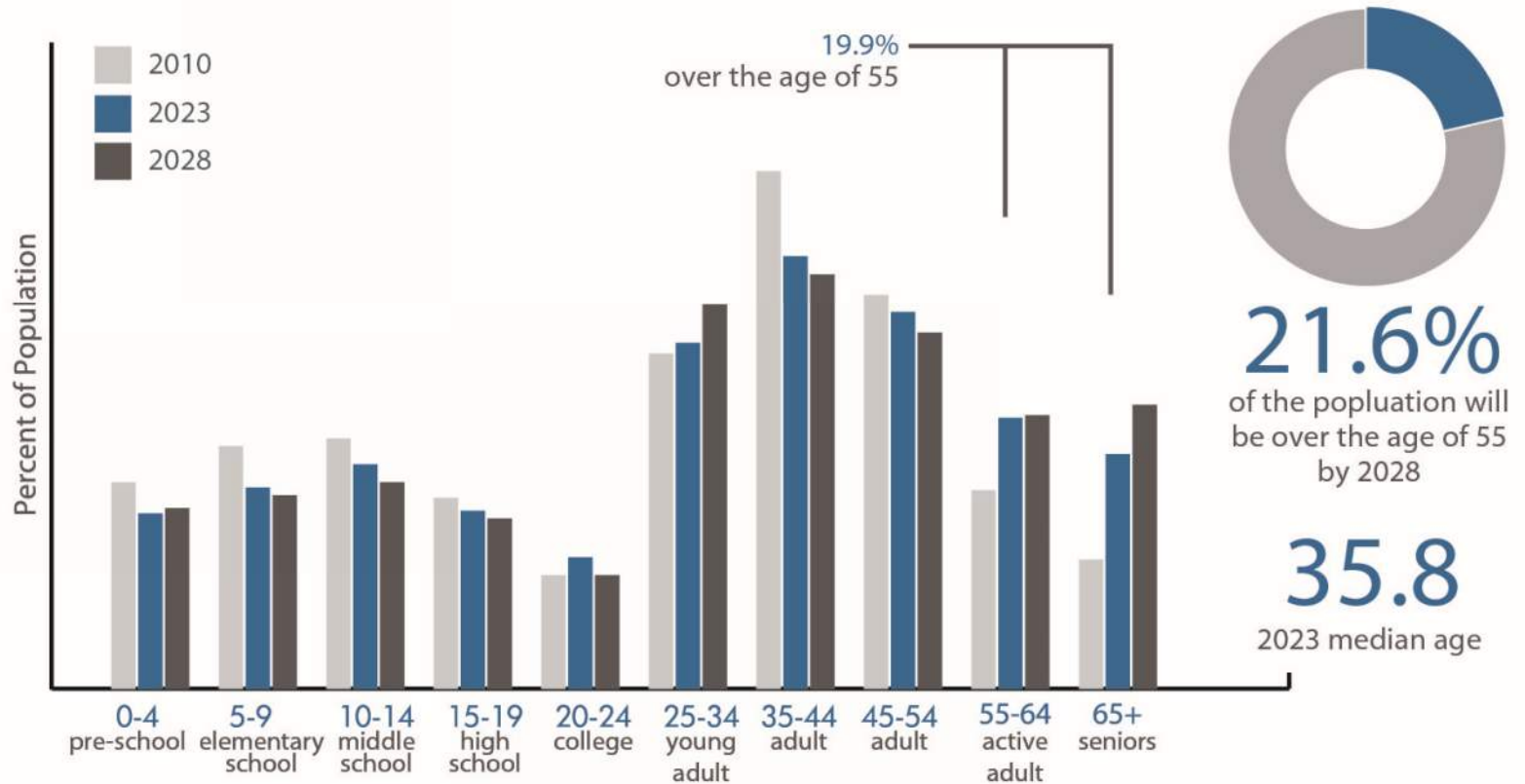
parks

inventory

- demographics
- location
- classification
- amenities
- acreage

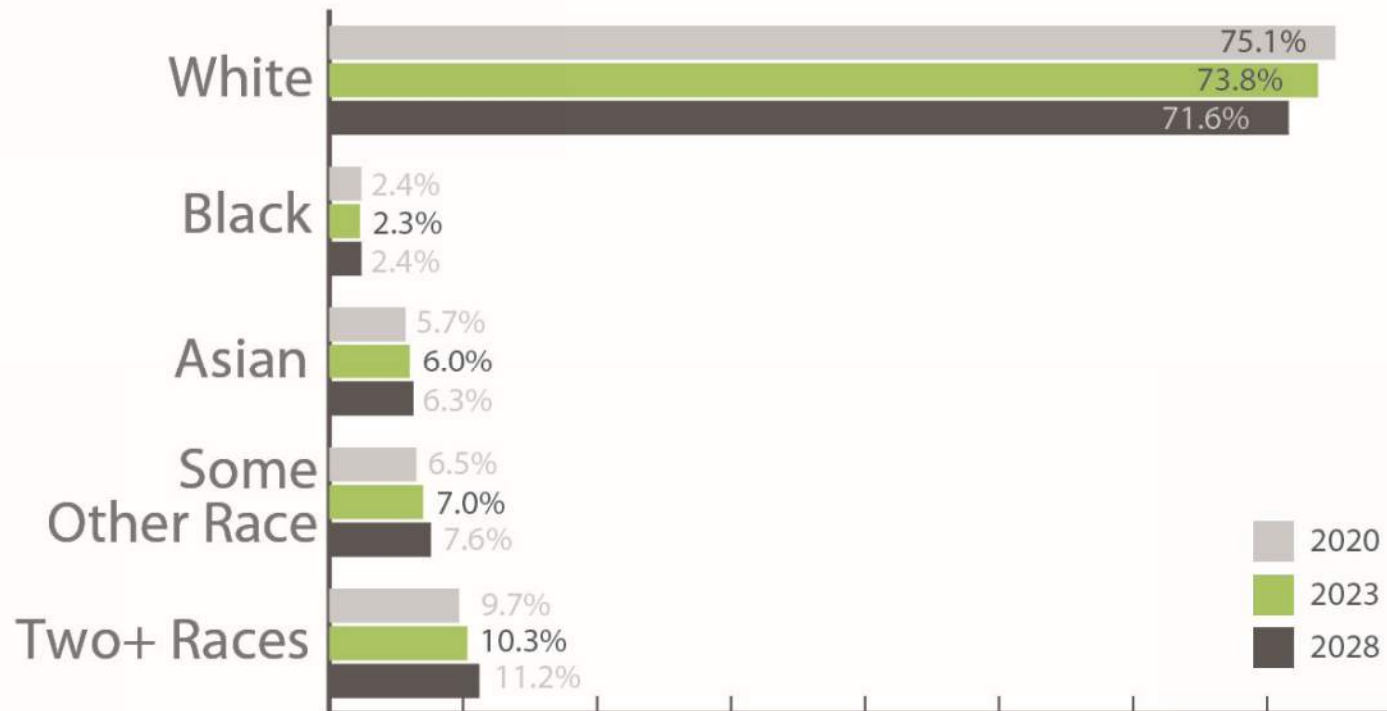
demographics

AGE DISTRIBUTION



demographics

RACE / ETHNICITY



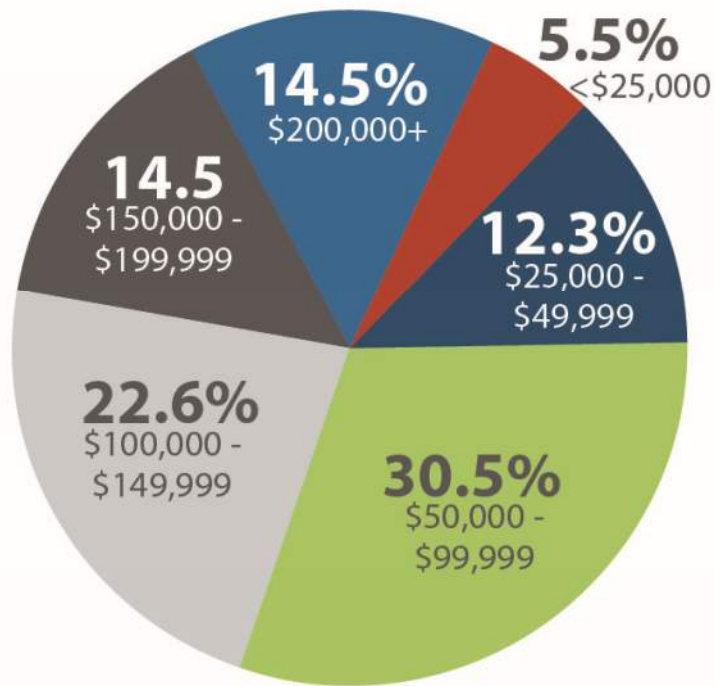
17.1%
Hispanic (2022)

* American Indian Alone: 0.6% (2023)

** Pacific Islander Alone: 0.0%

demographics

INCOME DISTRIBUTION



\$102,365
2023 LITH median
HH income

\$110,389
2028 LITH median HH
income

\$74,859 2023
state median
HH income


\$72,603 2023
national median
HH income

demographics


TOTAL POPULATION



9,857
households (2023)



7,469 (26.3%)
families (2023)

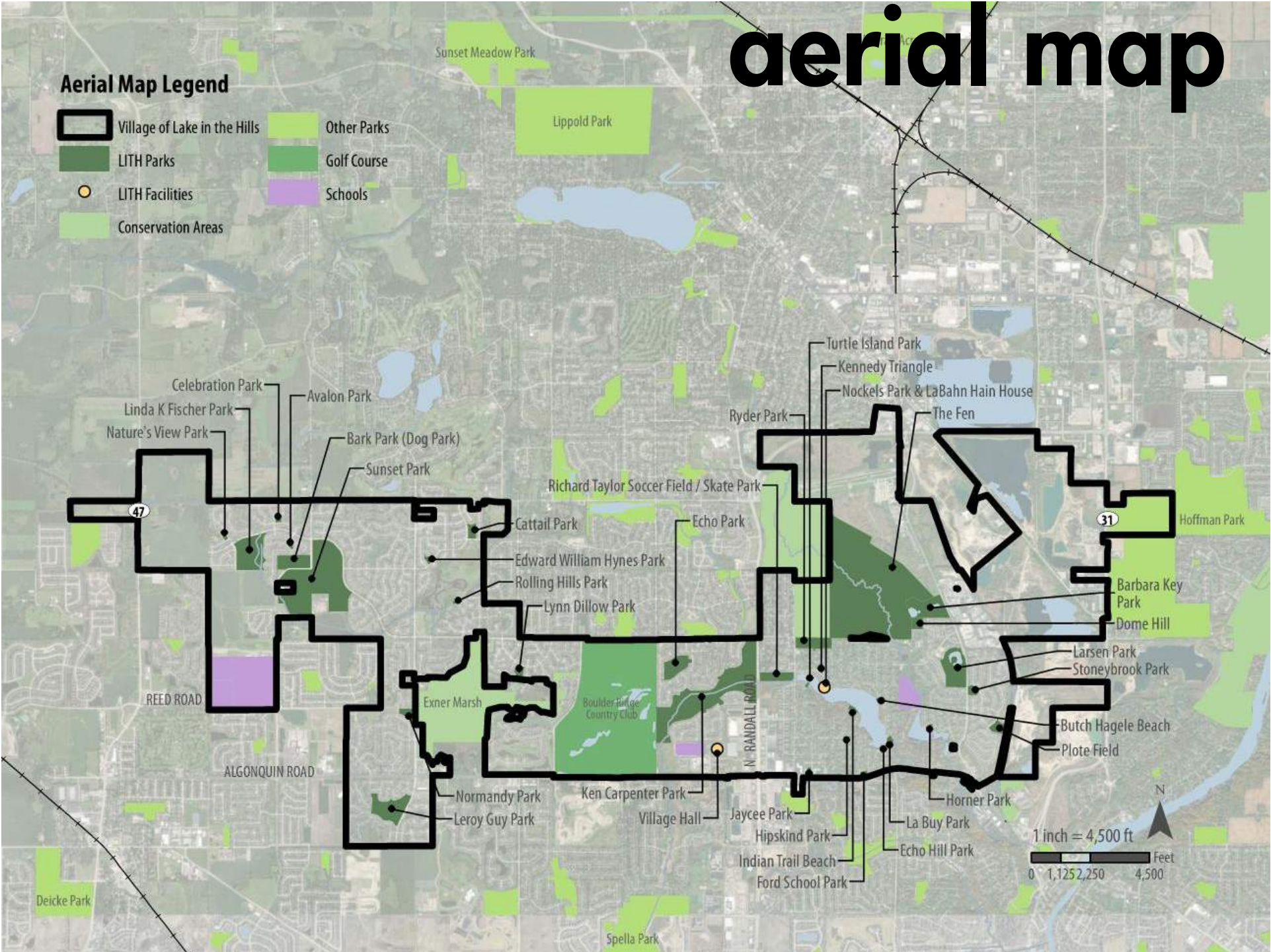


2.87
average household size (2023)

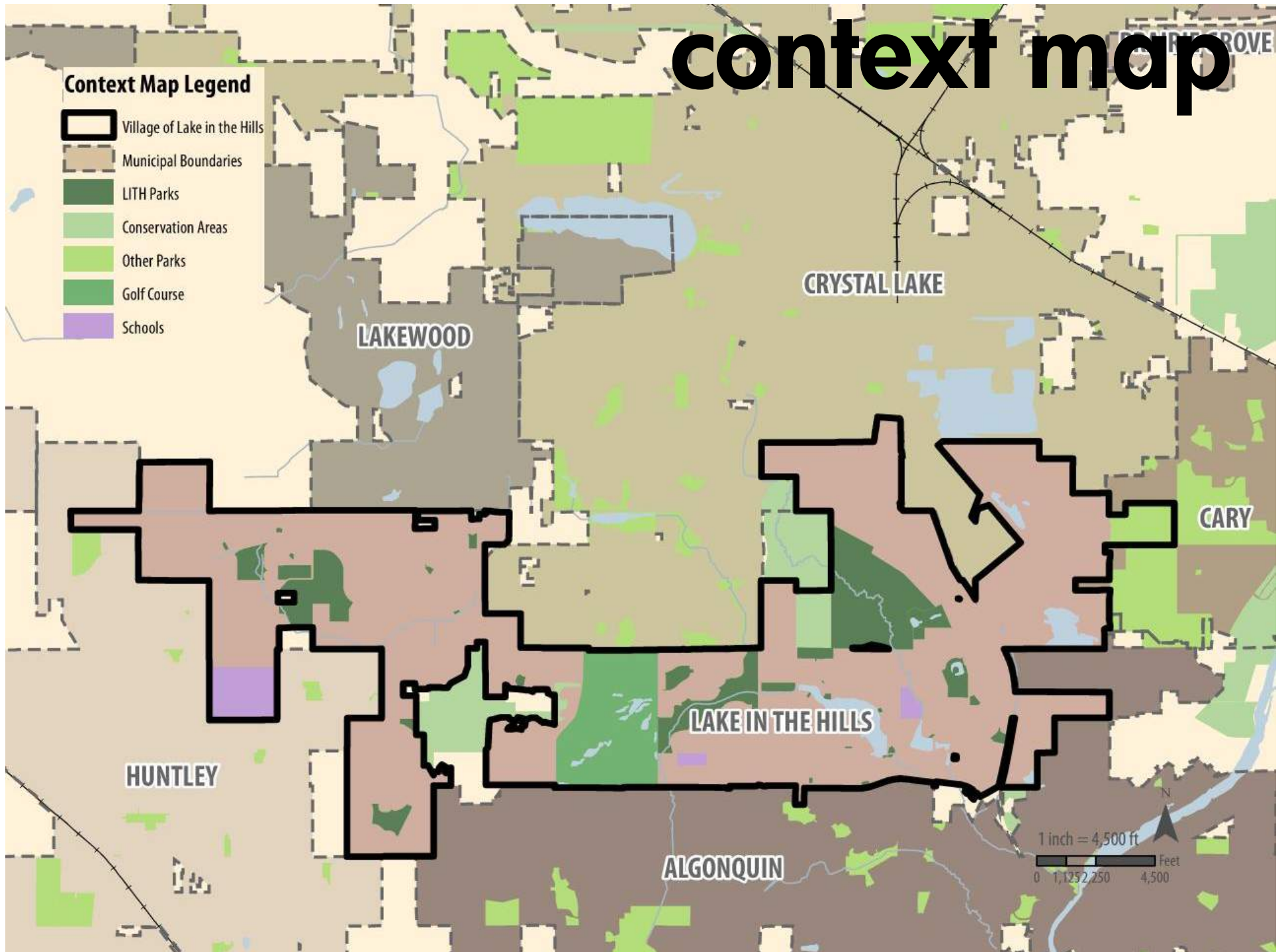
aerial map

Aerial Map Legend

-  Village of Lake in the Hills
-  Other Parks
-  LITH Parks
-  Golf Course
-  LITH Facilities
-  Schools
-  Conservation Areas



context map



Classification	General Description	Location Criteria	Size Criteria
Mini Park	Mini parks meet the need for a walkable, drop-in recreation experience. Used to address limited, isolated, or unique recreational needs.	Less than a 0.25 mile distance in a residential setting	Between 2,500 SF and two acres in size.
Neighborhood Park	Neighborhood Parks remain the basic unit of the park system and are generally designed for informal active and passive recreation and community gathering spaces.	0.25 to 0.5 mile distance and uninterrupted by non-residential roads and other physical barriers.	2 to 30 acres in size is typical.
Community Park	Community Parks focus on meeting community-wide recreation needs. These parks preserve unique landscapes, and often serve the community as gathering places and general athletics.	Determined by the quality and suitability of the site. Usually serves two or more neighborhoods and 0.5 to 3 mile distance.	As needed to accommodate desired uses. Usually a minimum of 10 acres.
Natural Area	Conservation and wildlife areas, wooded areas and waterways that are maintained for the most part in their natural state.	Service radius is unlimited.	No applicable standard.
Special Use	Special use facilities focus on meeting community-wide recreation needs. Areas for specialized or single purpose recreational activities.	No applicable standard.	Variable, depending on desired amenity.
Trails, Corridors, and Linear Parks	Effectively tie park system components together to form a continuous park environment. (GREENWAY)	Resource availability and opportunity.	No applicable standard.
Undeveloped Park	Lands owned by the agency, but not yet developed with any amenities to provide meaningful access to the site such as trails, seating areas, and other passive and active recreation amenities.	No applicable standard.	Variable.

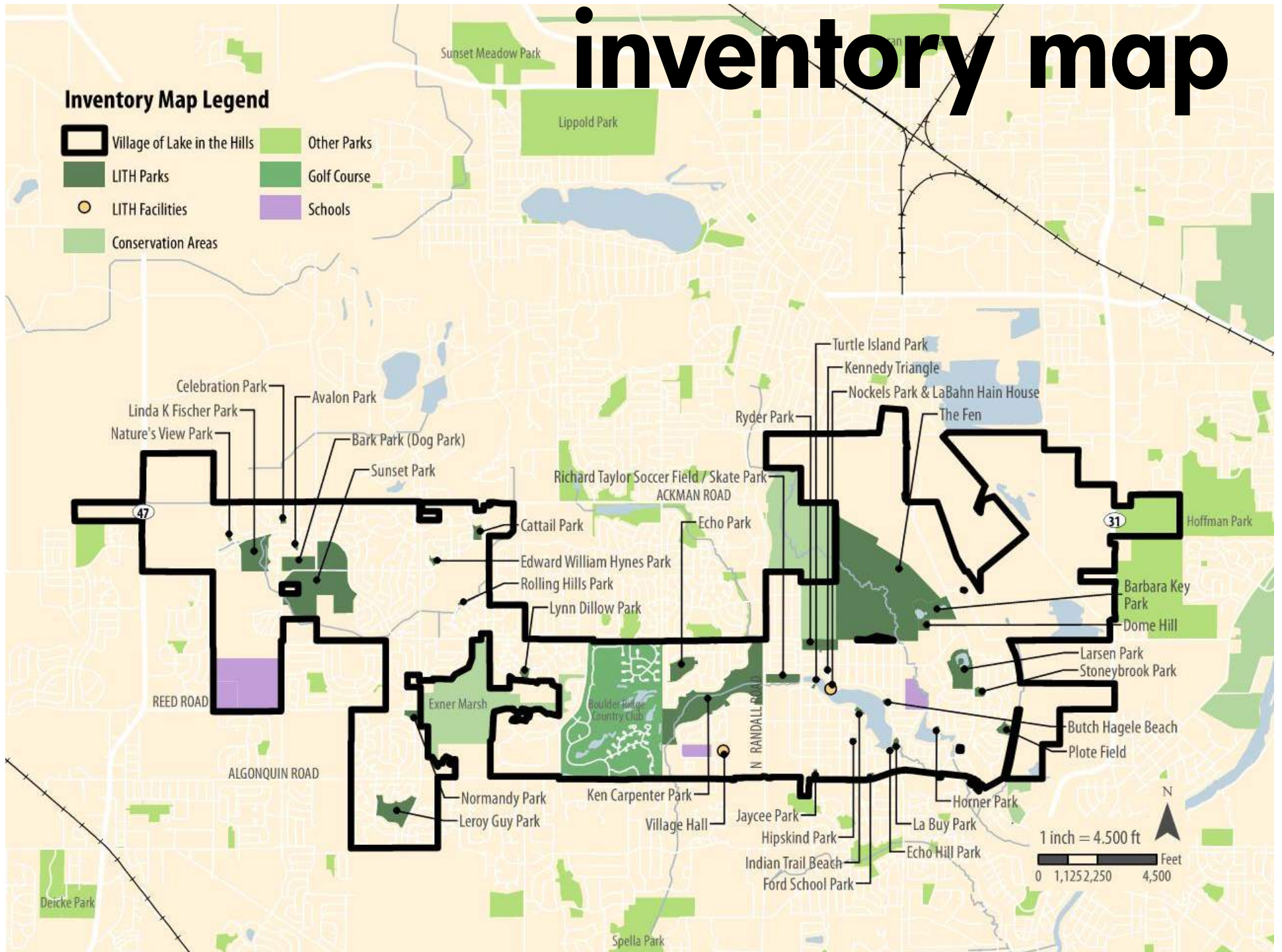
Table from NRPA's Park, Recreation, Open Space and Greenway Guidelines.

park classification

inventory map

Inventory Map Legend

-  Village of Lake in the Hills
-  Other Parks
-  LITH Parks
-  Golf Course
-  LITH Facilities
-  Schools
-  Conservation Areas



	ACREAGE		TRAILS					INDOOR FACILITIES			DAY USE AMENITIES							
	Acquire - Own	Acquire - Lease / Manage	Regional Trail Access	Multi-Use Trails	Hiking Trails	Bicycle Trails	Nature / Interpretive Trails	Indoor Program / Support Facility	Restrooms	Concessions	Fitness Stations	Dog Park	Picnic Shelter	Age (Picnic Shelter)	Amphitheater/Bandshell			Age (Amphitheater/Bandshell)
PARK AND OPEN SPACE SYSTEM																		
Mini Parks																		
Avalon Park	0.7																1	2003
Celebration Park	0.8																1	2004
Echo Hill Park	0.3																	
Edward William Hynes Park	1.3																1	2020
Ford School Park	0.8						X					1	1999				1	2021
Hipskind Park	0.4																	
Horner Park	0.4																1	2020
Kennedy Triangle	0.1																	
La Buy Park	2.0																1	2019
Nature's View Park	0.9																1	2005
Mini Park Acreage	7.6	0.0																
	7.6																	
Neighborhood Parks																		
Cattail Park	3.8											1	2008				1	2008
Echo Park	14.0			1													1	2020
Jaycee Park	0.6																1	2000
Larsen Park	26.8			1								1	1960					
Linda K. Fischer Park	29.9																	
Lynn Dillow Park	3.7											1	1999				1	2023
Normandy Park	4.0																1	2017
Rolling Hills Park	0.5											1	2005				1	2005

park matrix - enlarged

parks inventory purpose

- update/confirm current amenity offerings at each park
- confirm park acreages (owned/leased)
 - totaled at the end of each category and overall at the bottom
- update/confirm amenity ages
 - those determined to be beyond their useful life (per IDNR standards) not counted in overall totals at the bottom
- data transfers to benchmarking tools (SCORP & Park Metrics) to confirm surpluses & deficiencies

park inventory summary

open space:

- 10 – mini parks (7.6 total acres)
- 10 – neighborhood parks (98.8 total acres)
- 4 – community park (403.7 acres)
- 4 – natural areas (9.0 acres)
- 7 – special use areas (33.1 acres)
- 5 – trails, corridor and linear parks (11 miles)

park inventory summary

amenities (notable items):

- 7 of 20 playgrounds are beyond their useful life
(15 years)
- 6 of 16 shelters are beyond their useful life
(25 years)
- 4 of 8 basketball courts are beyond their useful life
(20 years)



facilities

	SQUARE FOOTAGE	RESTROOMS		ADMIN		ACTIVITY ROOMS						RECREATION AND FITNESS						OTHER				
	Total Square Footage	Restrooms	Locker Rooms	Reception Desk	Office	Kitchen	Concessions	Banquet / Community	Classroom / Multipurpose	Art Room	Teen Room	Auditorium	Gymnasium	Indoor Turf	Fitness / Weight Room	Aquatics	Indoor Activity Courts	Dance	Storage	General	Greenhouse	Maintenance
INDOOR FACILITIES																						
Recreation & Fitness Programming																						
Recreation & Fitness Programming	0																					
Single-Use																						
LaBahn Hain House	1,396	1				1			1													
Village Hall	32,850	2		1	2	1			3													
Public Works	39,462																					
Annex						1			2													
Single-Use	73,708																					
Aquatics																						
Aquatics	0																					
Maintenance																						
Maintenance	0																					
TOTAL SQUARE FOOTAGE		73,708	3	0	1	2	3	0	0	6	0	0	0	0	0	0	0	0	0	0	0	0

facility matrix

facility matrix purpose

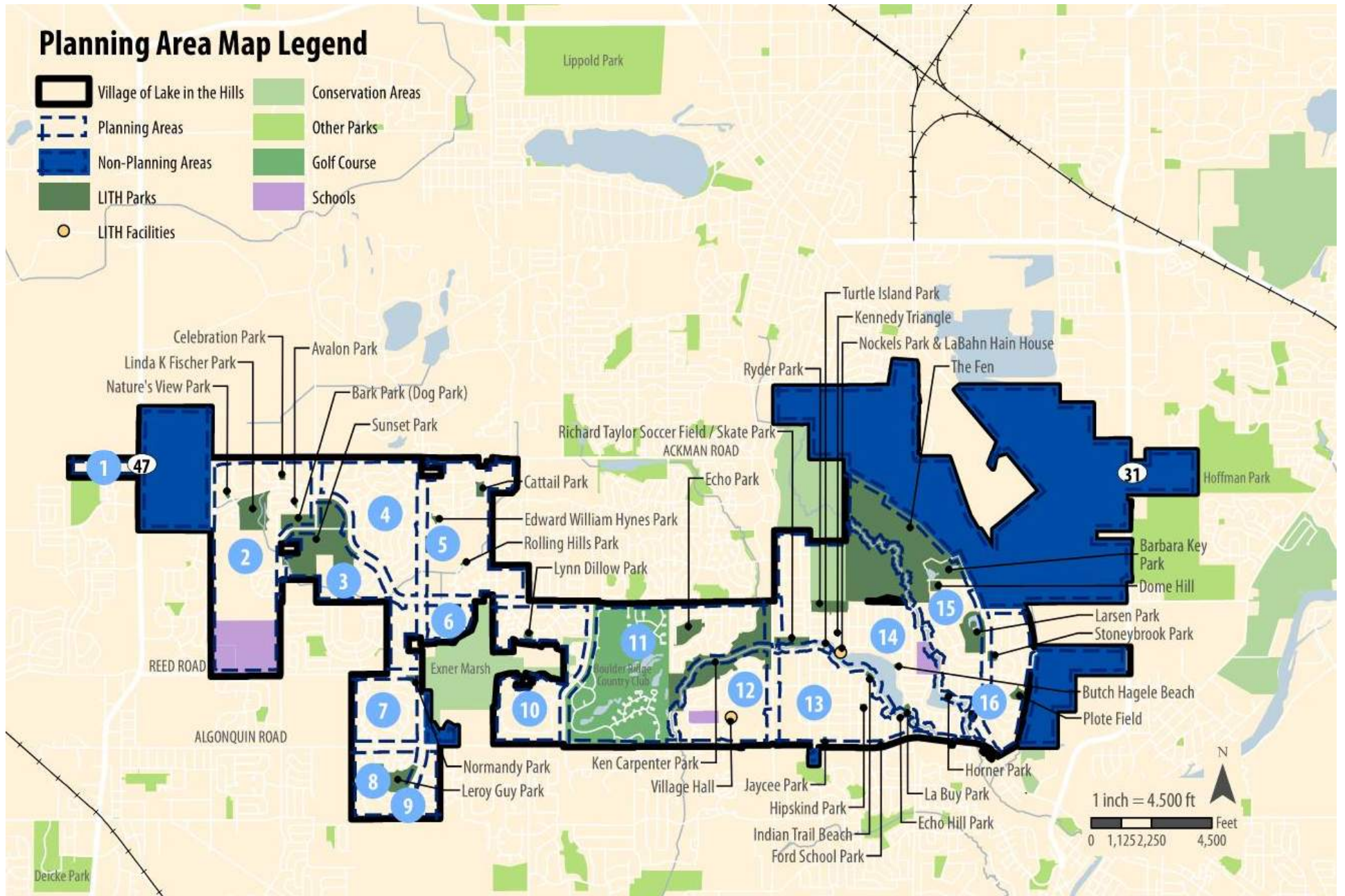
- separated by recreational/fitness use & single use facilities
- update/confirm current square footages and use of rooms within each facility
- data transfers to benchmarking tool (Chicagoland Benchmark) to confirm surpluses & deficiencies of indoor recreational space & indoor aquatics

analysis

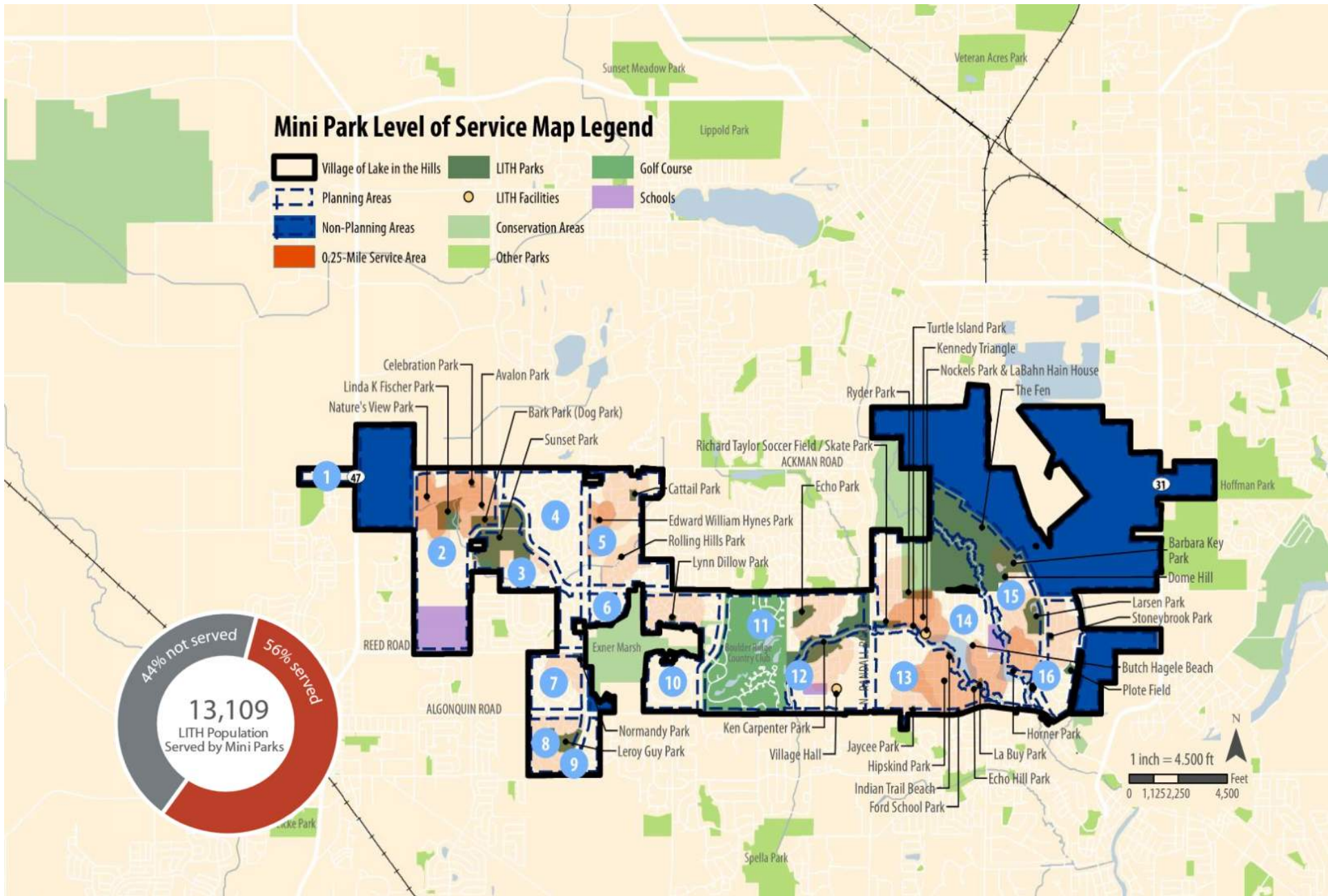
- planning areas
- park distribution
- amenity benchmarking

Planning Area Map Legend

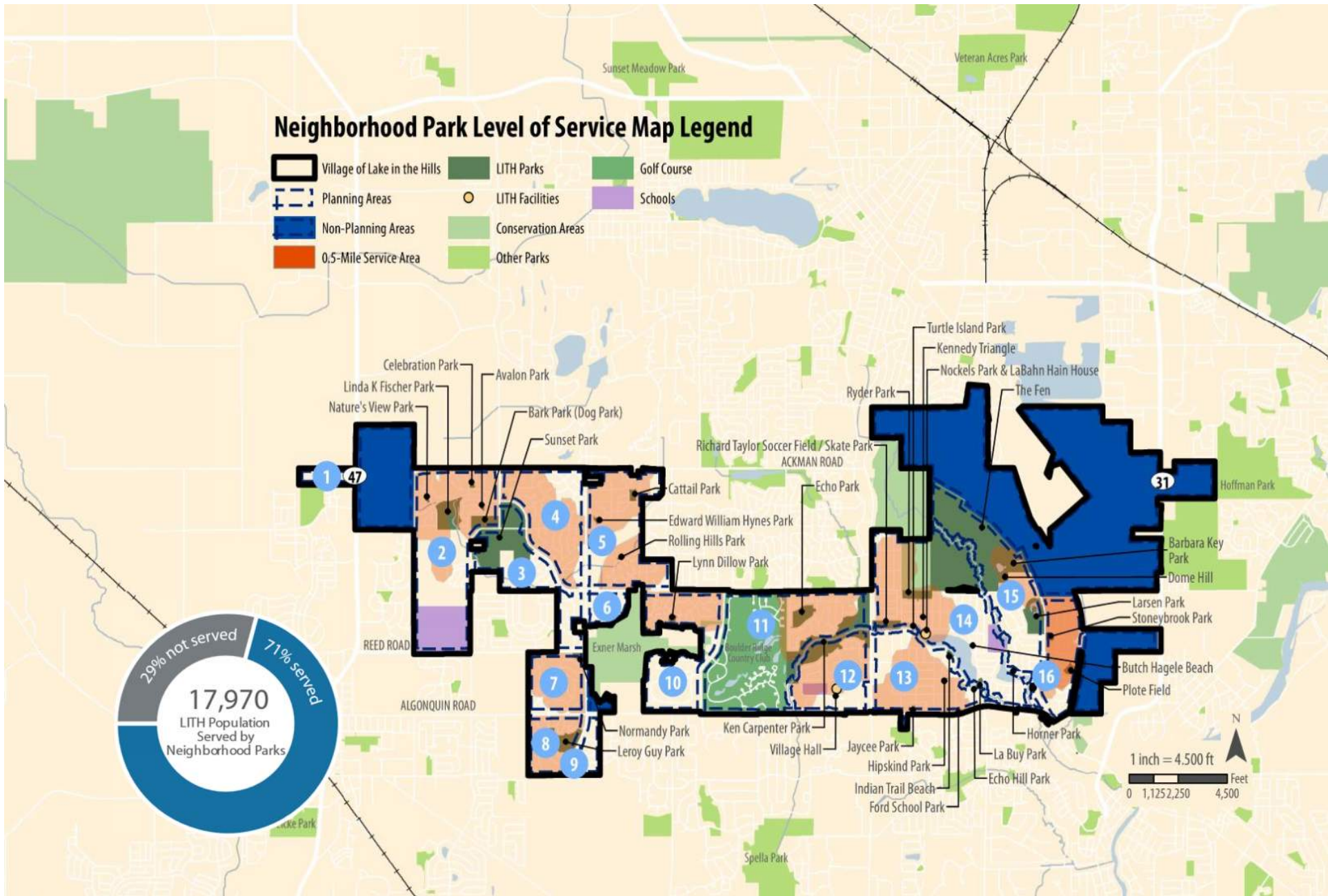
- Village of Lake in the Hills
- Planning Areas
- Non-Planning Areas
- LITH Parks
- LITH Facilities
- Conservation Areas
- Other Parks
- Golf Course
- Schools



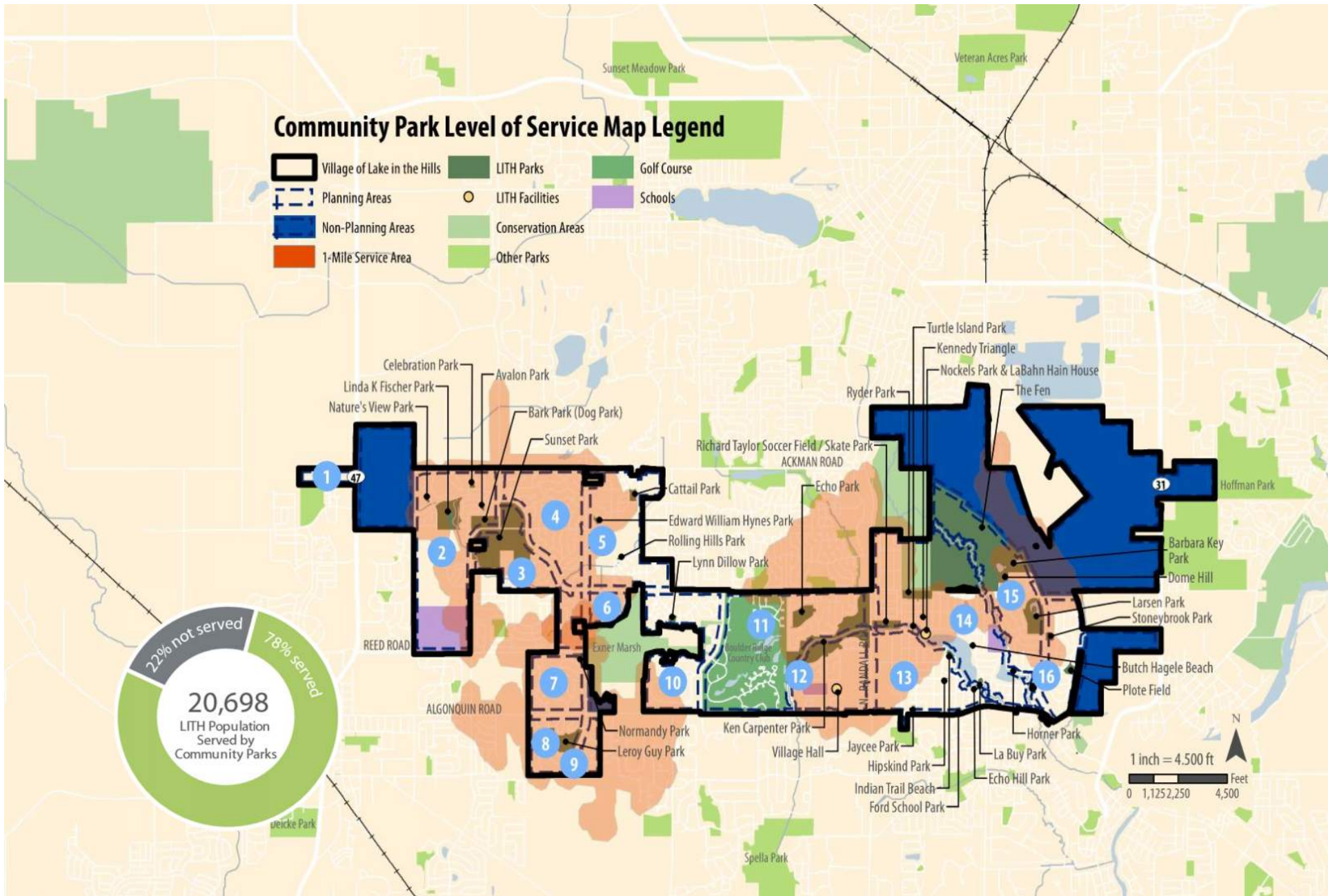
planning area map



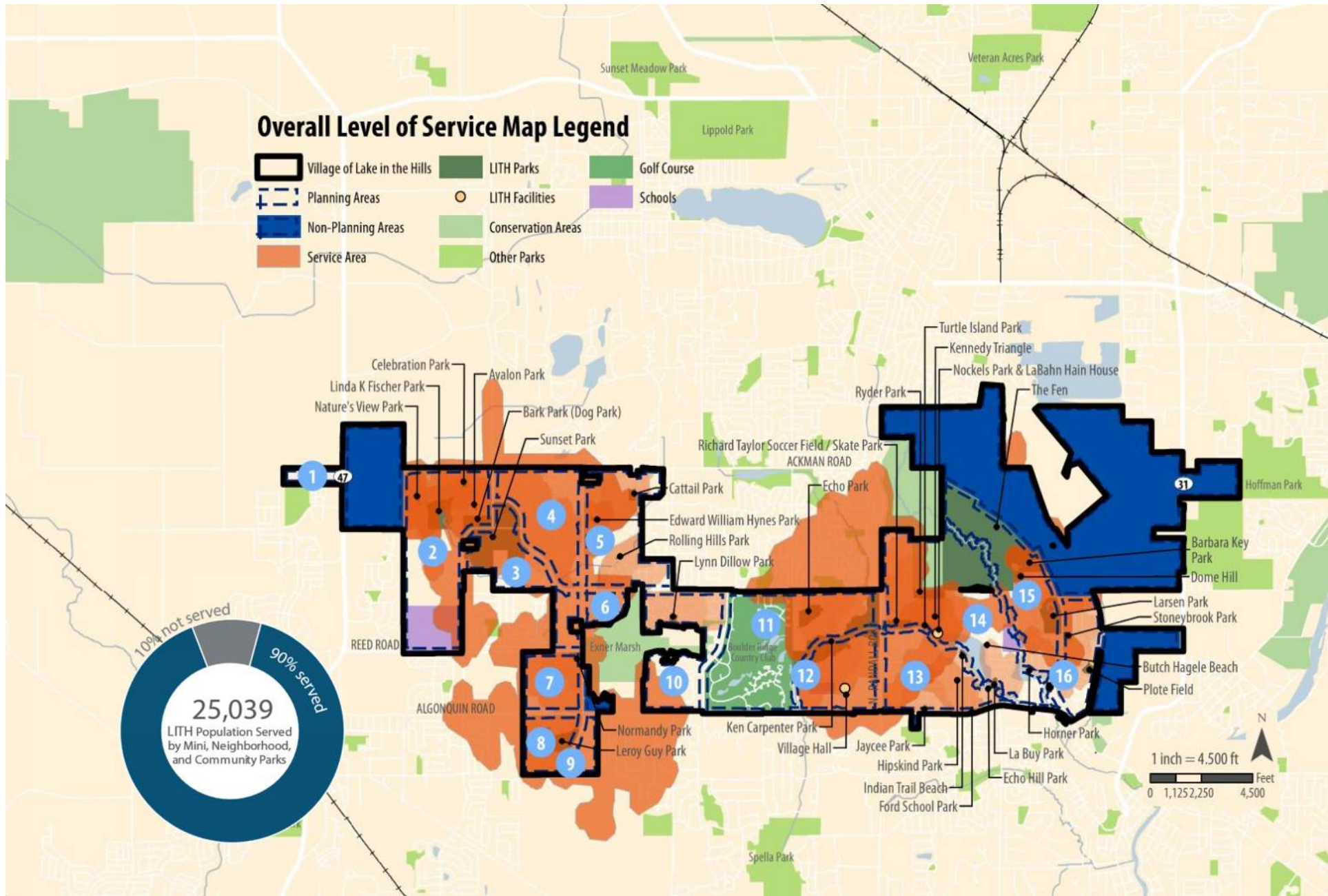
mini park distribution analysis



neighborhood park distribution analysis



community park distribution analysis



Existing Population 2023

	LITH		US Facility Average		Surplus / Deficit	Ranking	
	Existing # of Facilities (total)	Existing # of Facilities at current standards	Existing # of Facilities per 1,000 population	Total # of Facilities needed to meet IL Average	IL Average # of Facilities per 1,000 population	Surplus / Deficit	Highest to Lowest Need
WATER-BASED FACILITIES							
Fishing Pier / Docks / Access	4	6	0.26	9.5	0.41	-3.5	9
Boat Launch Ramps / Access	0	0	0.00	2.8	0.12	-2.8	10
Canoe only access areas	0	0	0.00	0.9	0.04	-0.9	16
Marina Slips	0	0	0.00	6.4	0.27	-6.4	4
Swimming Pools	0	0	0.00	0.7	0.03	-0.7	17
Swimming Beaches (linear ft.)	600	600	25.69	395.7	16.94	204.3	41
Spray Grounds / Splash Pads	1	1	0.04	0.7	0.03	0.3	29
TRAILS							
Multi-Use Trails (Miles)	7	7	0.30	3.8	0.16	3.2	34
Hiking Trails	0	0	0.00	10.7	0.46	-10.7	1
Bicycle Trails (Miles)	10.81	10.81	0.46	2.4	0.10	8.4	39
Physical Fitness Trails (Stations)	0	0	0.00	5.1	0.22	-5.1	5
Nature / Interpretive Trails (Miles)	0	0	0.00	1.3	0.05	-1.3	13
Cross-Country Trails	0	0	0.00	9.3	0.40	-9.3	2
Snowmobile Trails	0	0	0.00	2.6	0.11	-2.6	11
Ski Trails	0	0	0.00	4.2	0.18	-4.2	8
DAY USE FACILITIES							
Picnic Shelters	16	10	0.43	4.8	0.21	5.2	36
Playgrounds	20	13	0.56	9.4	0.40	3.6	35
Interpretive Centers	0	0	0.00	0.2	0.01	-0.2	20
SPORTS COURTS AND FACILITIES							
Tennis Courts	3	3	0.13	11.4	0.49	-8.4	3
Basketball Courts	8	4	0.17	5.8	0.25	-1.8	12
Volleyball Courts	6	6	0.26	4.0	0.17	2.0	33
Baseball Fields	13	13	0.56	6.1	0.26	6.9	38
Softball Fields	3	3	0.13	3.3	0.14	-0.3	19
Football Fields	3	3	0.13	1.3	0.05	1.7	32
Soccer Fields	11	11	0.47	4.2	0.18	6.8	37
Golf Course (18-Hole Course)	0	0	0.00	0.2	0.01	-0.2	23
Golf Course (9-Hole Course)	0	0	0.00	0.1	0.01	-0.1	24
Golf Driving Range	0	0	0.00	0.0	0.00	0.0	25
Ice Rinks	1	1	0.04	0.9	0.04	0.1	28
Horseshoe Pits	1	1	0.04	5.6	0.24	-4.6	6
Bocce Court	0	0	0.00	0.0	0.00	0.0	25
Shuffleboard courts	0	0	0.00	1.1	0.05	-1.1	15
Dog Parks	1	1	0.04	0.2	0.01	0.8	30
Frisbee Golf	9	9	0.39	0.2	0.01	8.8	40
Skate Park	2	2	0.09	0.4	0.02	1.6	31
Field Hockey	0	0	0.00	0.0	0.00	0.0	25

SCORP comparison (parks)

benchmarking summary

- Deficiencies:
 - Hiking Trails (-10.7)
 - Cross-Country Trails (-9.3)
 - Tennis Courts (-8.4)
- Surpluses:
 - Swimming Beaches (+204.3 linear feet)
 - Frisbee Golf (+8.8)
 - Bicycle Trails (+8.4 miles)

** Compared against Illinois state average numbers per 1,000 population*

SCORP comparison (parks)

Existing Population 2023

Existing # of Facilities (total)	LITH		US Facility Average	Surplus / Deficit	Ranking
	Existing # of Facilities at current standards	Existing # of Facilities per population	Total # of Facilities needed to meet Park Metrics median	Surplus / Deficit	Highest to Lowest Need

INDOOR FACILITIES						
Recreation Center	0	0	0.00	1.16	-1.2	5
Community Center	0	0	0.00	1.08	-1.1	6
Senior Center	0	0	0.00	0.98	-1.0	8
Arena	0	0	0.00	0.96	-1.0	9
Ice Rink (indoor)	0	0	0.00	0.00	0.0	10
Performing and / or Visual Arts Center	0	0	0.00	1.08	-1.1	6

DAY USE FACILITIES						
Playgrounds	20	13	0.56	8.18	4.8	13

SPORTS COURTS AND FACILITIES						
Tennis Courts	3	3	0.13	5.27	-2.3	2
Basketball Courts	8	8	0.34	3.98	4.0	12
Baseball Fields (90 ft)	0	0	0.00	1.17	-1.2	4
Baseball Fields (50-65 ft)	13	13	0.56	4.73	8.3	14
Softball Fields	0	0	0.00	2.98	-3.0	1
Football Fields	3	3	0.13	1.68	1.3	11
Soccer / Lacrosse / Rugby Fields	0	0	0.00	1.36	-1.4	3

park metrics comparison

benchmarking summary

- Deficiencies:
 - Softball Fields (-3.0)
 - Tennis Courts (-2.3)
 - Soccer / Lacrosse / Rugby Fields (-1.4)
- Surpluses:
 - Baseball Fields (50-65 ft) (+8.3)
 - Playgrounds (+4.8)
 - Basketball Courts (+4.0)

** Compared against Illinois agencies of similar size*

park metrics comparison

Level of Service Analysis: Chicagoland Benchmark

INDOOR RECREATION SPACE

Classification	LITH Square Feet (Total)	LITH Existing Level of Service (SF / population)	Recommended Square Footage	Recommended Level of Service (SF / population)	Square Footage deficiency / surplus (SF)
Indoor Recreational Space	73708.00	3.16	35037.00	1.50	38671.00
Indoor Aquatics	0.00	0.00	11679.00	0.50	-11679.00
Total Square Feet	73708.00	3.16	46716.00	2.00	26992.00

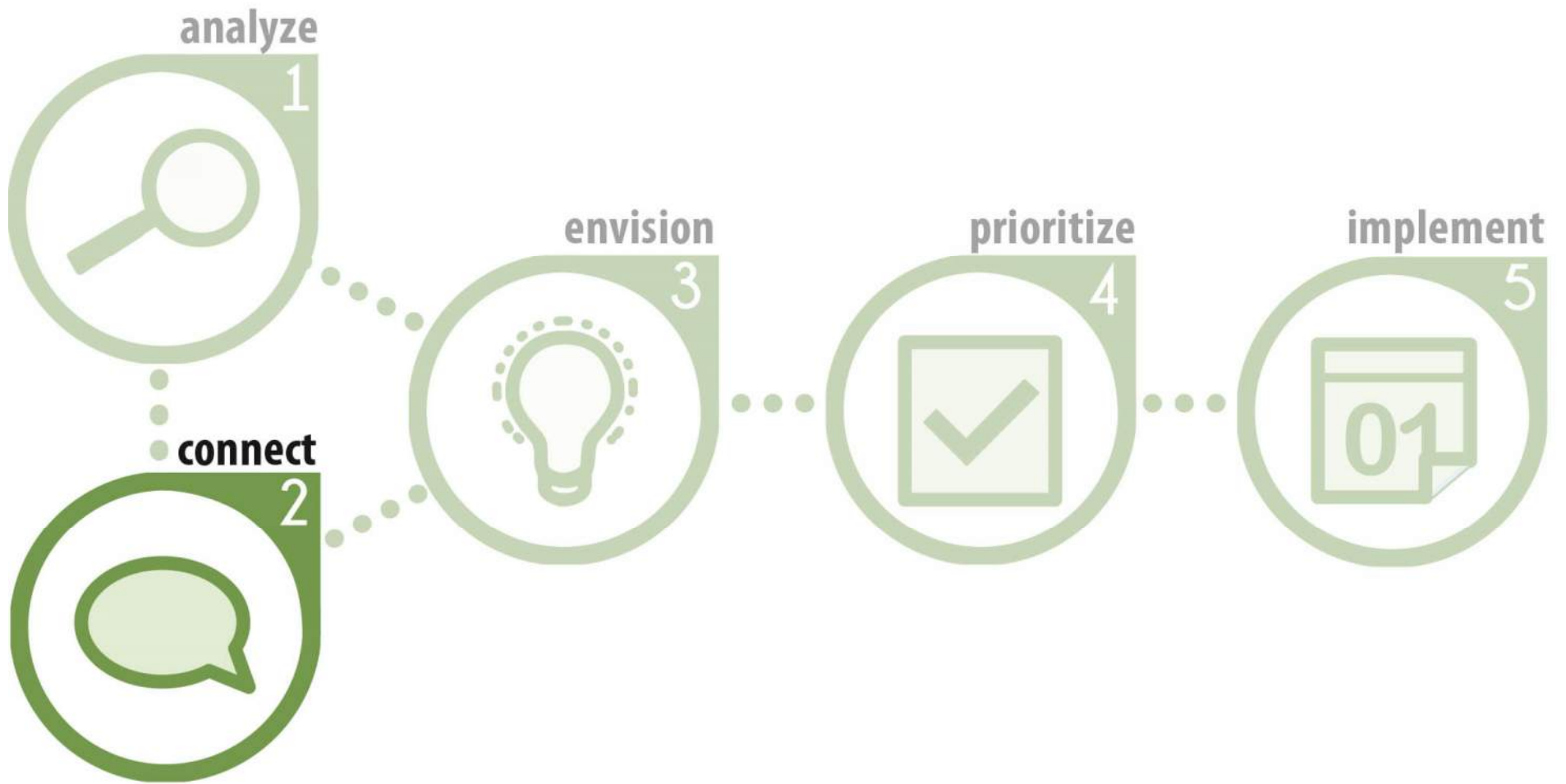
Recommended acreage is based off the existing population of 23358

chicagoland benchmark (indoor)

benchmarking summary

- Indoor Recreational Space:
 - Not currently offered
 - Recommended 35,037 SF, 73,708 SF offered
 - = Surplus of 38,671 SF
- Indoor Aquatics:
 - Not currently offered
 - Recommended 11,679 SF, 0 SF offered
 - = Deficiency of 11,679 SF
- *Recommendations based off 23,358 total population*

chicagoland benchmark (indoor)



connect



online survey

online survey

total responses: 567



Give us your feedback

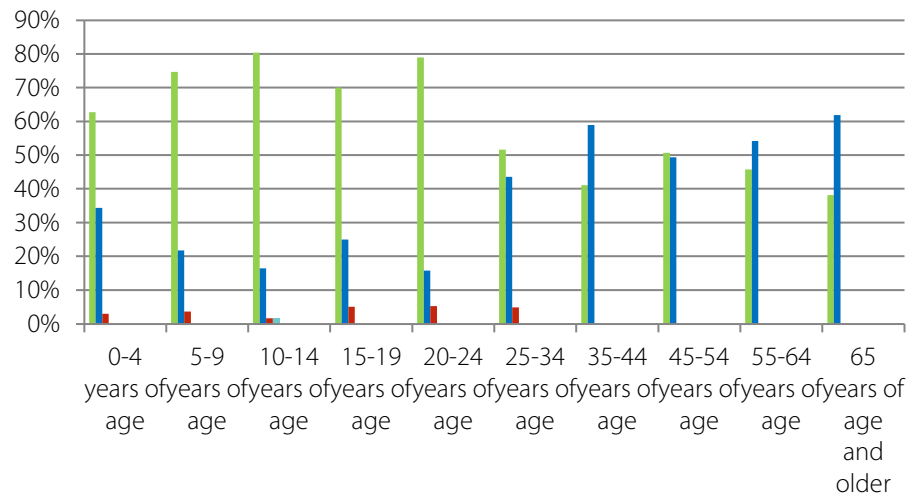
Take me to the survey



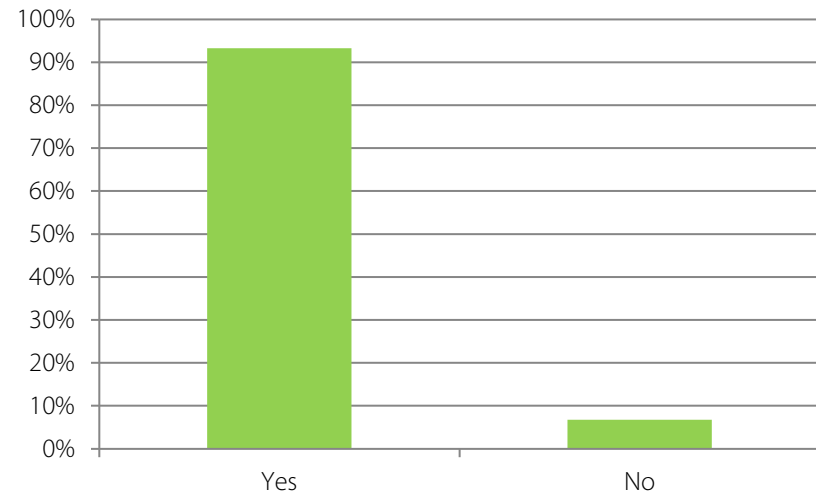
demographics

How many people of each age group reside in your household?

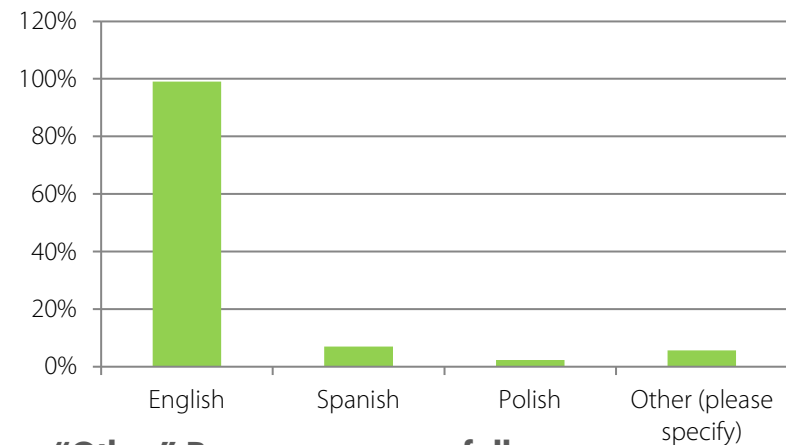
566 responses



Are you a Lake in the Hills resident? 313 responses



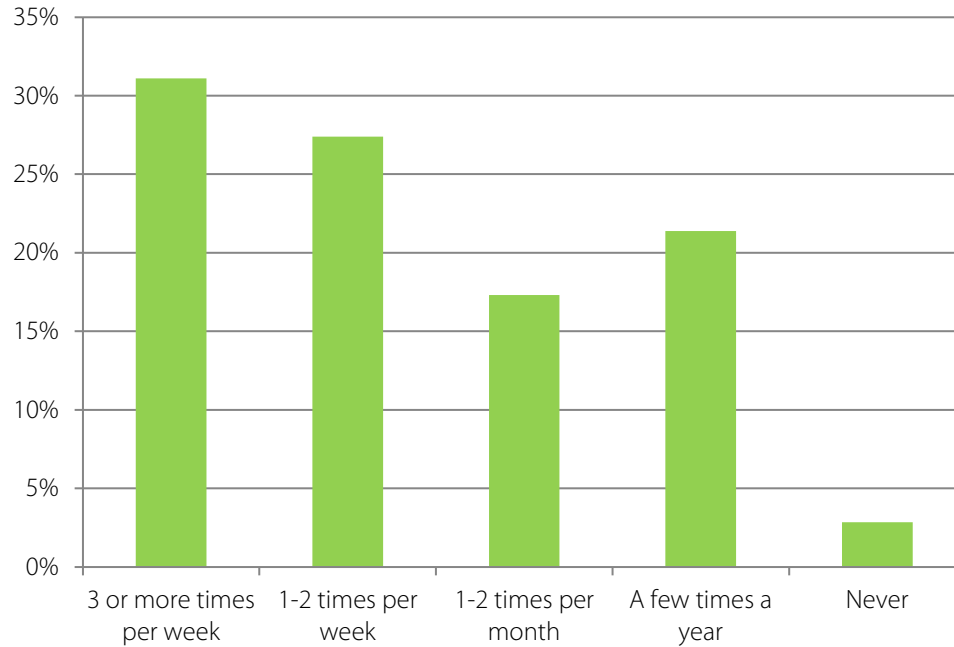
What languages are spoken in your household? 303 responses



**“Other” Responses are as follows:
Russian, Greek, Arabic, Bulgarian, Yoruba, French,
Filipino, Portuguese, Tamil, Portuguese, Urdu, ASL**

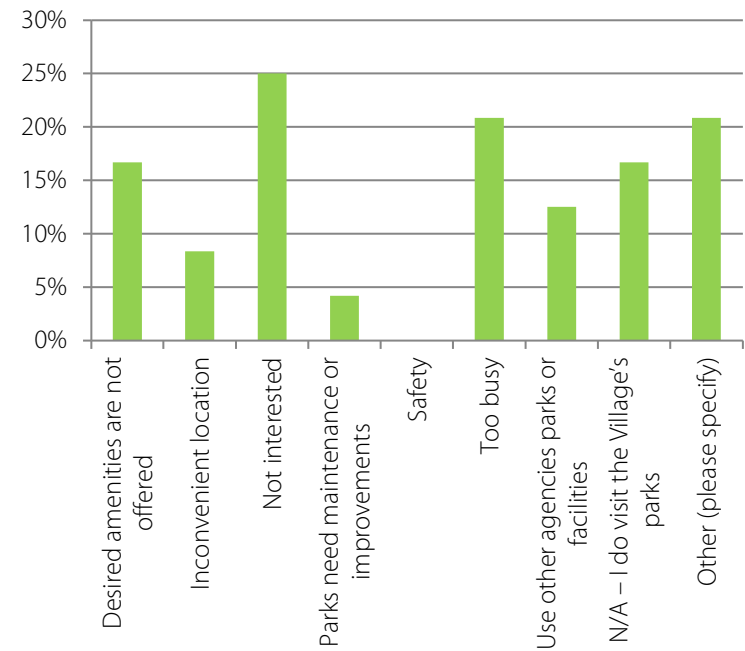
About how many times have you and/or members of your household visited a Lake in the Hills park or facility within the past 12 months? (Pick one):

566 responses



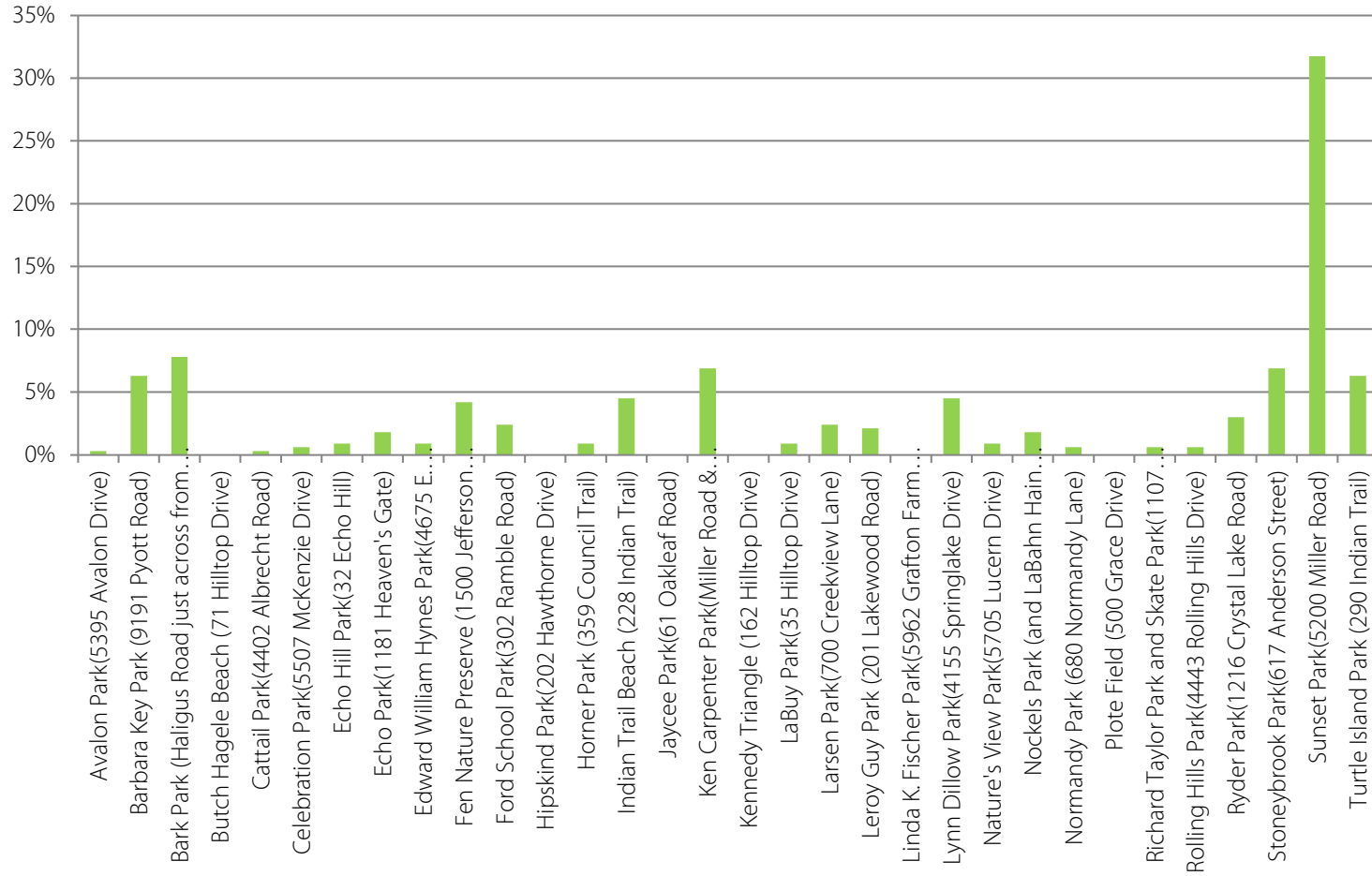
If you do not visit any of the Village's parks, why not? (Pick all that apply):

24 responses



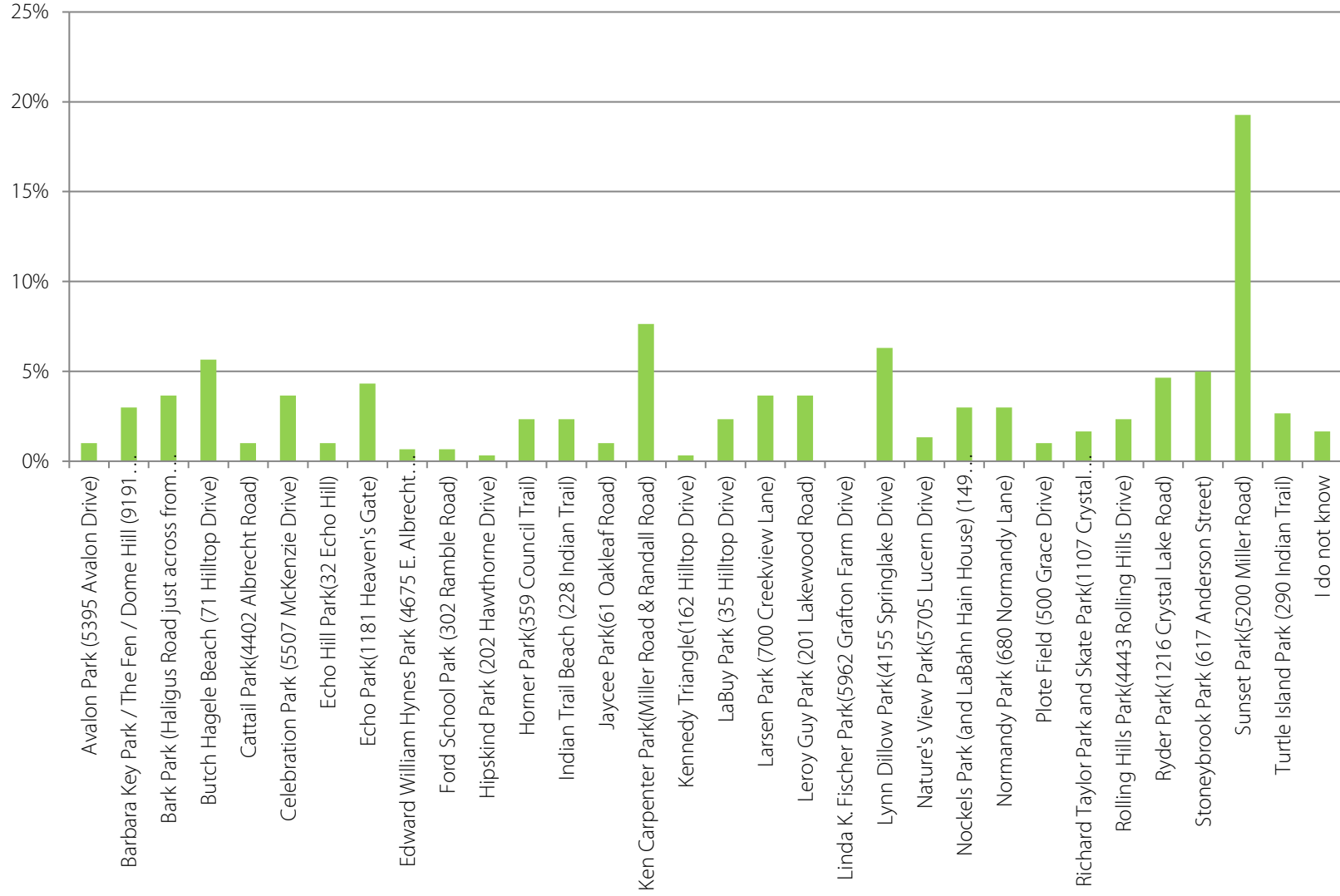
What is your favorite Lake in the Hills park?:

334 responses



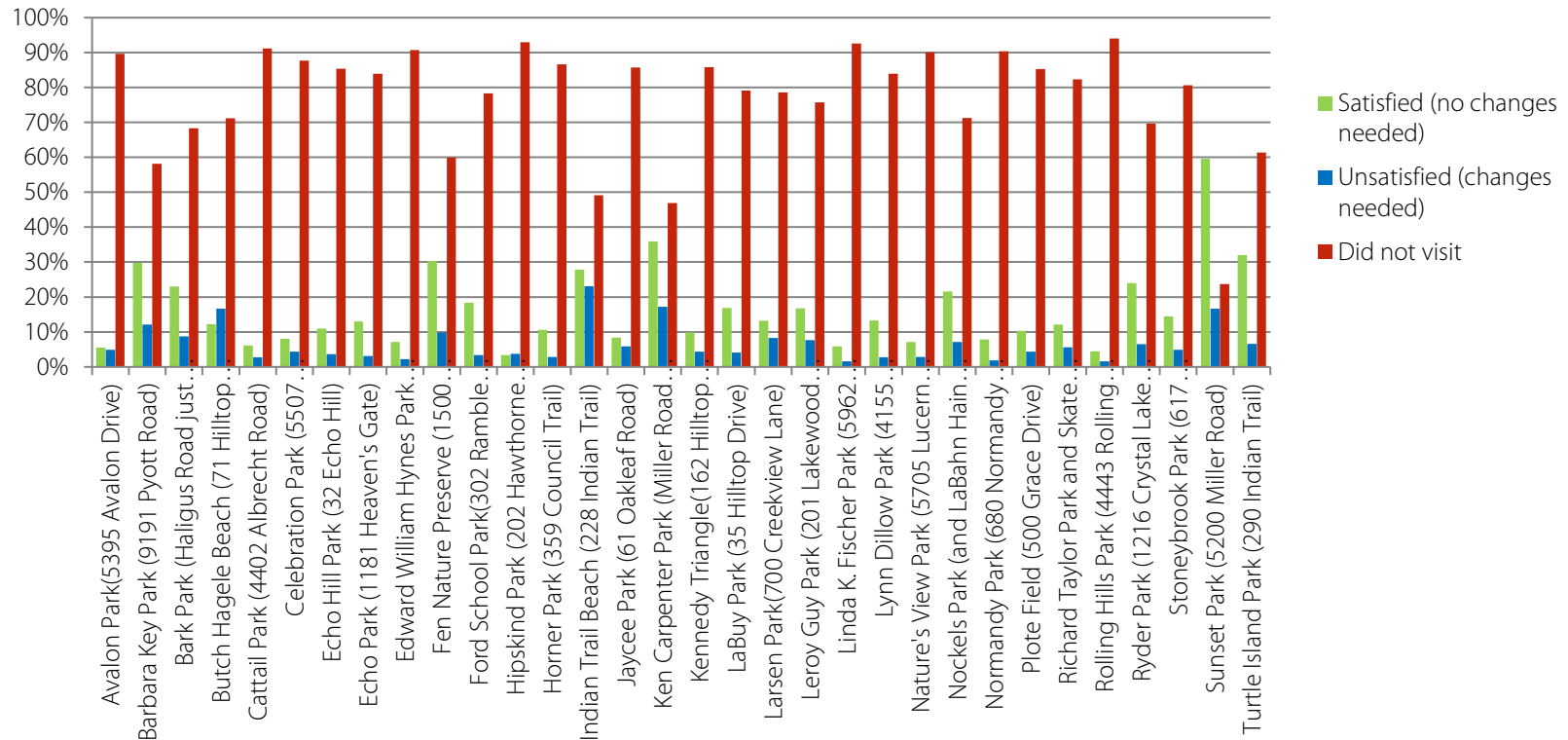
What park do you live the closest to? (Optional)

301 responses



How satisfied were you with the Lake in the Hills parks that you and/or your household visited in the last 12 months? What is your favorite Lake in the Hills park? Please tell us why at the bottom of the page. (Pick one):

384 responses



Highest satisfaction (no changes needed) rates:

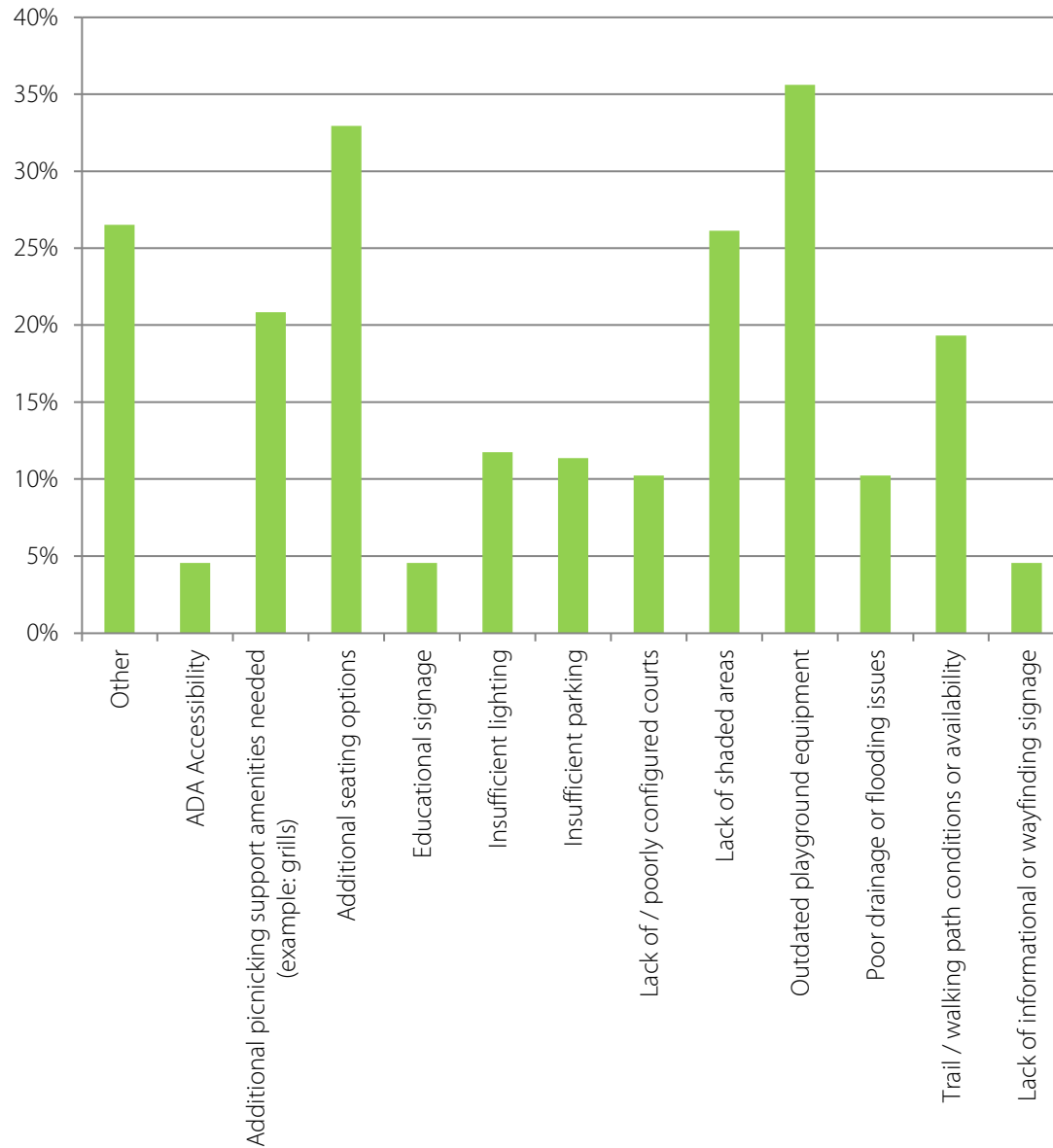
- 1) Sunset Park (60%)
- 2) Ken Carpenter Park (36%)
- 3) Turtle Island (32%)
- 4) Fen Nature Preserve (30%)
- 5) Barbara Key Park (30%)

Highest unsatisfied (updates needed) rates:

- 1) Indian Trail Beach (23)
- 2) Sunset Park (17%)
- 3) Ken Carpenter Park (17%)
- 4) Butch Hagele Beach (17%)
- 5) Barbara Key Park (12%)

If you selected "Unsatisfied" with any of the parks you have visited, what is your biggest concern? (Pick all that apply):

264 responses

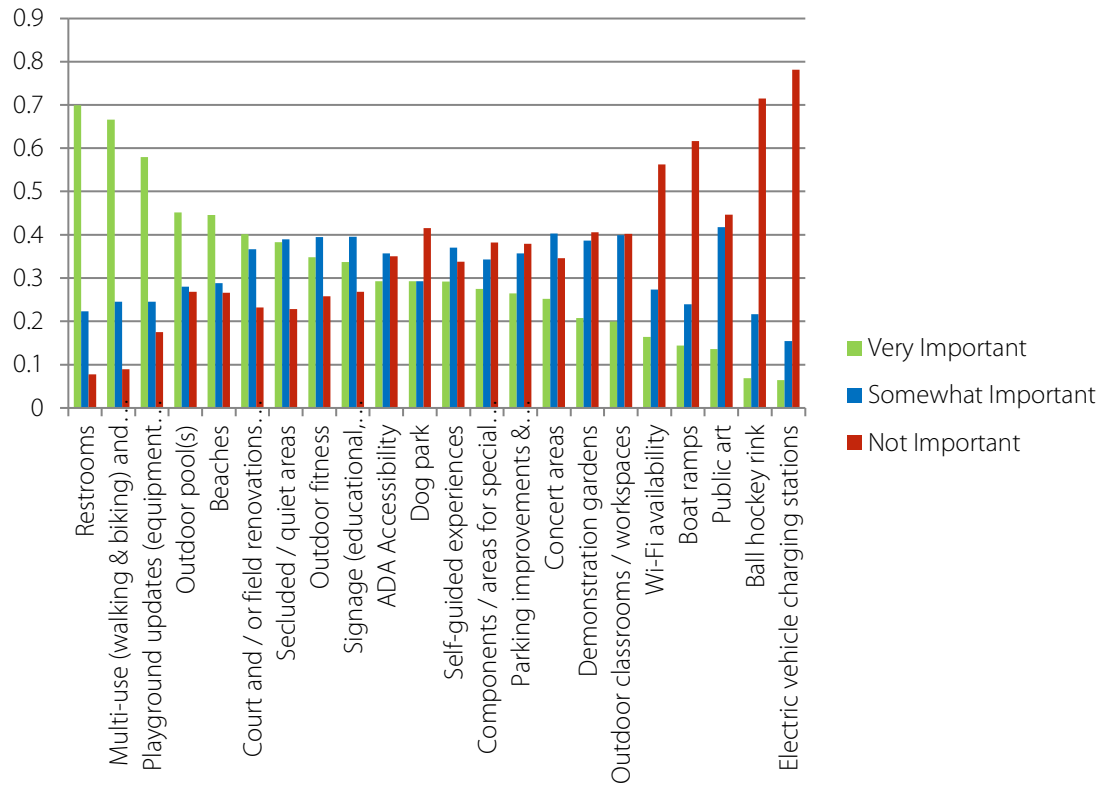


Highest need rates:

- 1) Outdated playground equipment (36%)
- 2) Additional seating options (33%)
- 3) Other (27%)
- 4) Lack of shaded areas (26%)
- 5) Additional picnicking support amenities (21%)

How important are the following potential PARK improvements?

264 responses



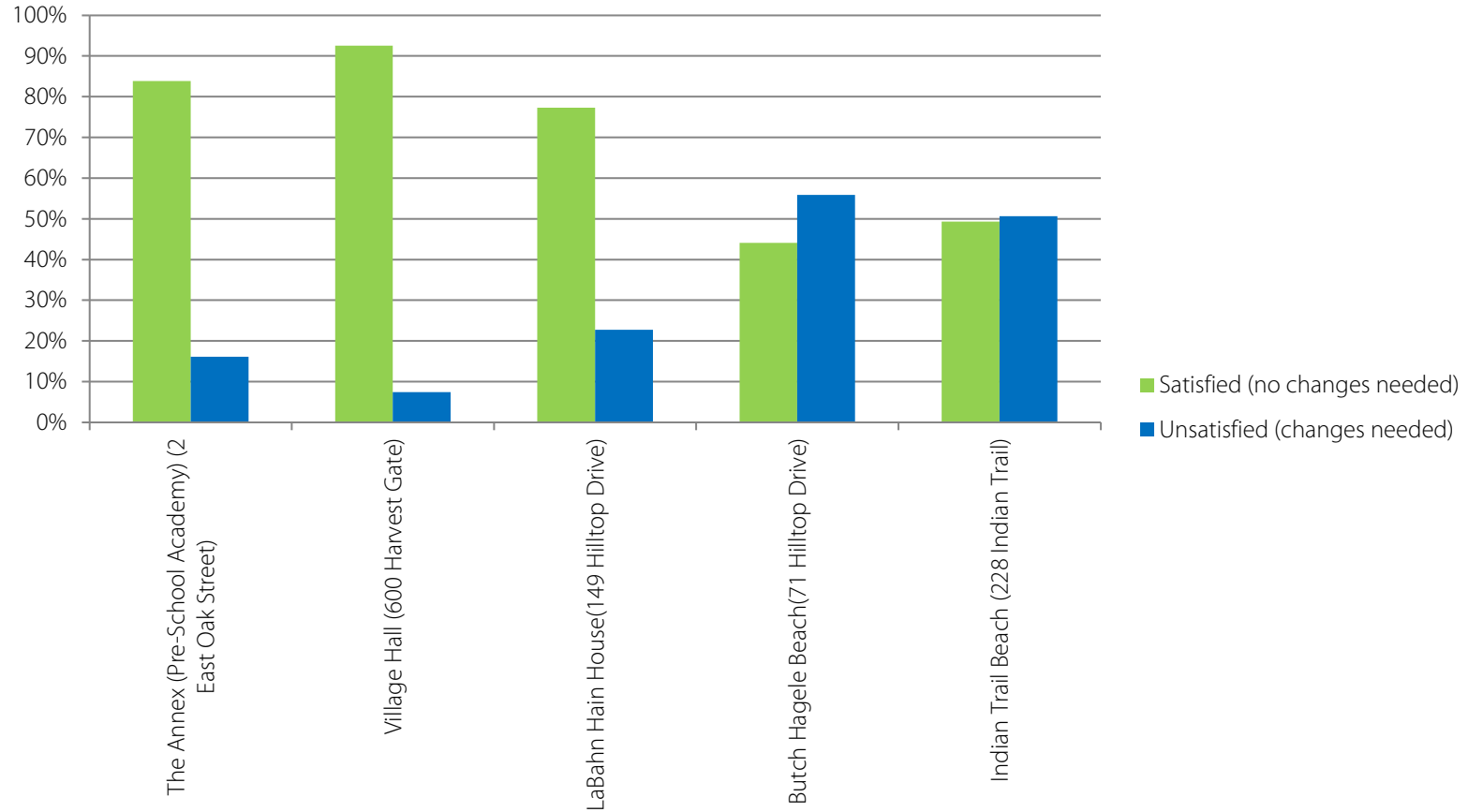
Ranked by importance

- 1) Restrooms
- 2) Multi-use (walking & biking) and nature / interpretive trails
- 3) Playground updates (equipment & accessibility)
- 4) Outdoor pool(s)
- 5) Beaches
- 6) Court and / or field renovations (updating, expansion, repurposing, etc.)
- 7) Secluded / quiet areas
- 8) Outdoor fitness
- 9) Signage (educational, informational, and/or wayfinding)
- 10) ADA Accessibility
- 11) Dog park
- 12) Self-guided experiences
- 13) Components / areas for special needs
- 14) Parking improvements & expansion (more paved lots)
- 15) Concert areas
- 16) Demonstration gardens
- 17) Outdoor classrooms / workspaces
- 18) Wi-Fi availability
- 19) Boat ramps
- 20) Public art
- 21) Ball hockey rink
- 22) Electric vehicle charging stations

facilities

How satisfied were you with the Lake in the Hills facilities that you and / or members of your household visited in the last 12 months?

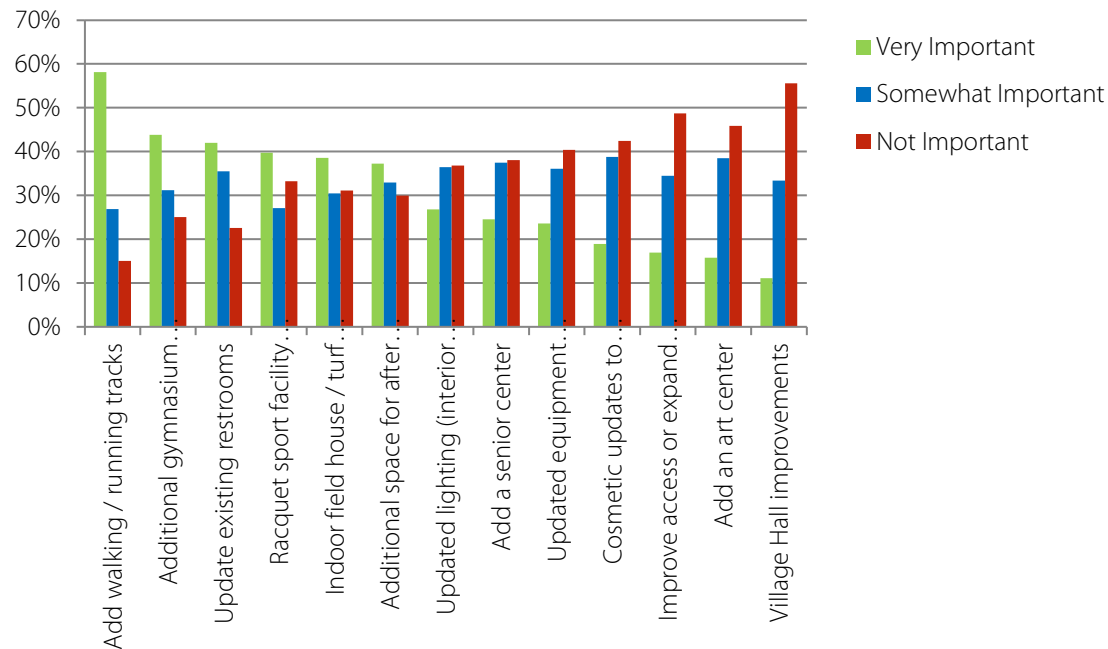
260 responses



facilities

Please tell us how important the following potential improvements to INDOOR facilities would be to you and your family:

335 responses



Responses in order of importance are as follows:

- 1) Add walking / running tracks
- 2) Additional gymnasium (courts, badminton, etc.)
- 3) Update existing restrooms
- 4) Racquet sport facility (platform tennis / paddle tennis / pickleball courts)
- 5) Indoor field house / turf fields (soccer, baseball, multi-purpose)
- 6) Additional space for after-school youth programs (elementary - middle school)
- 7) Updated lighting (interior & exterior)
- 8) Add a senior center
- 9) Updated equipment (sound, visual, etc.)
- 10) Cosmetic updates to existing facilities (floors, finishes, etc.)
- 11) Improve access or expand existing parking
- 12) Add an art center
- 13) Village Hall improvements

Other (please specify):

- Address the Huntley Park District tax support within LITH issue
- Indoor recreation type facility
- Pool (indoor/outdoor/waterpark)
- Restrooms
- Benches
- Pickleball courts w/lights
- Community center

- Facility rental fees for residents
- Year-round access to public bathrooms and maintained paths from the parking lots
- More playground equipment suitable for different ages

facilities

Please tell us how important the following potential improvements to INDOOR facilities would be to you and your family:

166 responses

Top responses include:

- Batting cages
- Indoor swimming
- Indoor tennis courts
- Indoor pickleball
- Indoor track
- Indoor soccer
- Fitness center
- Activities for children in elementary and middle school
- Better art programs for children
- Indoor sports center (winter sport seasons, rental for games, parties, agility/conformation/obedience shows for area kennel clubs)
- Group fitness classes
- Expanded senior facility
- Lower cost of programming
- Theater program for kids
- Indoor Cricket Field
- Rock climbing.
- Indoor skate park
- Indoor swimming
- An indoor nature center or small exchange library would be amazing.
- Shower Facilities at both public beaches.
- Indoor walking, play place for kids indoors for winter like McDonald's tunnels and slides type with cafe for coffee for adults, indoor pickleball or tennis for adults only
- Indoor basketball for open play during winters
- Hockey

programs

How satisfied are you with the Lake in the Hills programs and events that you or your family have participated in over the last 12 months? *166 responses*

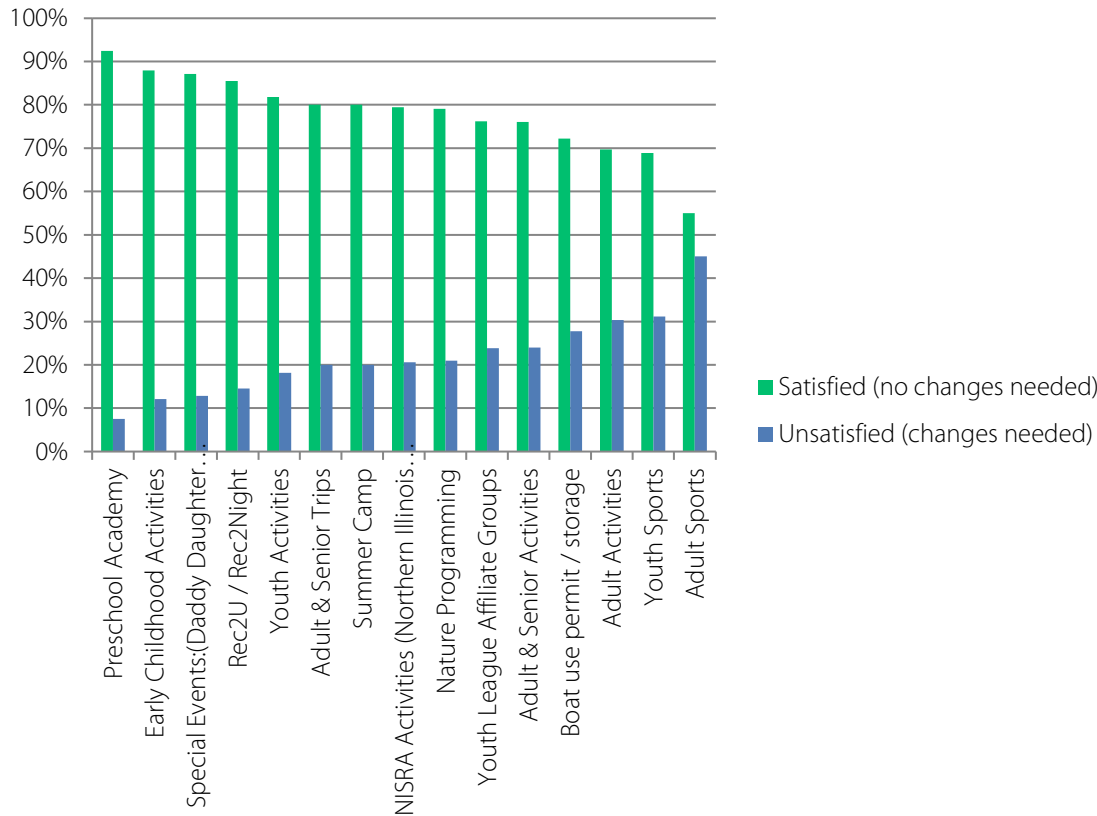
satisfied 50%

unsatisfied 14%

**I have not participated in
any programs or events** 36%

programs

Of the Lake in the Hills programs and events that you or your family have participated in the last 12 months, how satisfied were you with each? *168 responses*

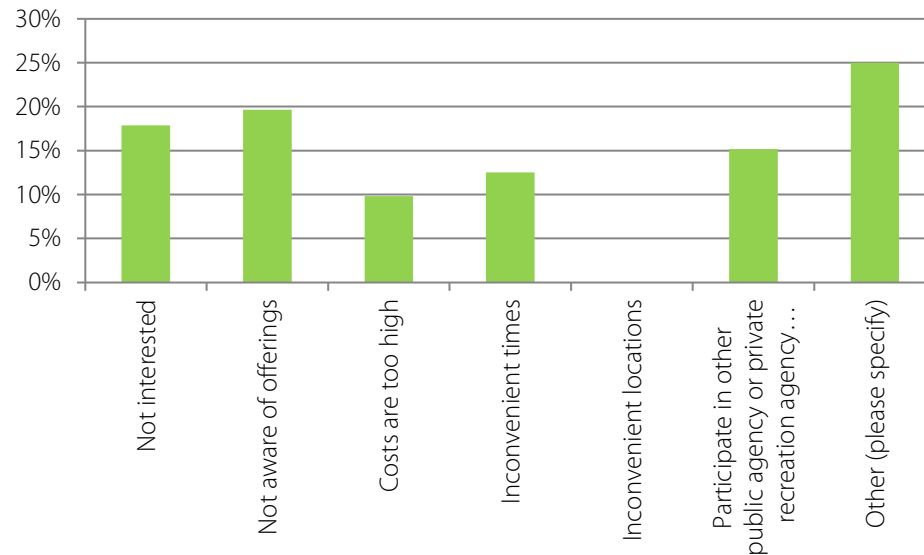


Ranked from most satisfied to least satisfied

- 1) Preschool Academy
- 2) Early Childhood Activities
- 3) Special Events:(Daddy Daughter Date Night, Fishing Tournament, Pond Hockey, Beach Party, Dog Walk of the Dead, Flurry Fest, Cookies with Mr. & Mrs. Claus, Bunny Paws, Bunny Trails, Run Thru the Hills, etc.)
- 4) Rec2U / Rec2Night
- 5) Youth Activities
- 6) Adult & Senior Trips
- 7) Summer Camp
- 8) NISRA Activities (Northern Illinois Special Recreation Association provides year-round recreation activities for people with disabilities.)
- 9) Nature Programming
- 10) Youth League Affiliate Groups
- 11) Adult & Senior Activities
- 12) Boat use permit / storage
- 13) Adult Activities
- 14) Youth Sports
- 15) Adult Sports

programs

If you haven't participated in any programs or events, please share why: ? *112 responses*



Other responses:

- Not a lot offered for teens
- Limited offerings for middle aged adults
- Mobility issues
- Not all are handicapped accessible
- Too busy
- Recently moved to the area.
- No longer a resident
- Kids are older
- Times are in conflict to my obligations
- Not many options for toddlers

programs

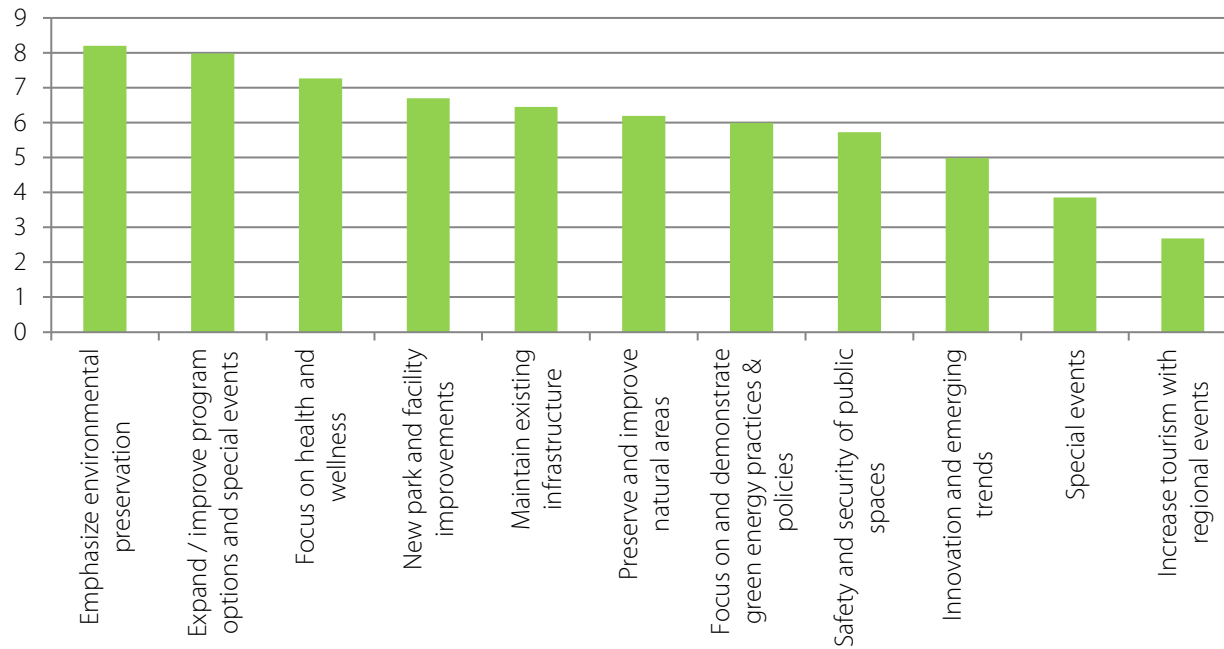
Are there programs or events not currently provided by Lake in the Hills that you would like to see added?

94 responses

Responses are as follows:

- Board game nights
- Activities for teens/middle-schoolers
- Lake swims / swimming classes
- More Art Classes for Adults
- Instructor led fitness classes
- Maybe an ice rink for skating.
- Cross country ski
- Outdoor concerts on summer nights
- Dog-friendly events
- Pickleball events and programs.
- Pool
- Movie night
- More family events, parent child combination dances
- Biking groups
- Kayak and canoe rentals
- More sewing programs or crocheting
- More senior trips
- Theater program for kids!
- Coding
- Parent tot classes
- Adult dance classes
- Beach activities (live music, entertainment, Hawaiian dancers etc)
- Boat parade
- Youth sports
- First Aid, CPR, Basic Self Defense Training
- Yoga
- Public lectures by a variety of speakers on a variety of subjects.
- No. Please keep taxes and costs as low as possible.
- Sport stuff for 18th do over
- Need support or conduct tournament for cricket game.
- Fitness programs for women
- Family Game Night
- Adult martial arts.
- Art walks, music festivals, farmers market
- Dog agility shows
- Indoor winter events for kids
- Walkway tours through the Fen
- Cooking classes couples
- Adult (not senior) sport events
- More fishing tournament
- More toddler or school aged children's programs or events

What do you think should be the Village of Lake in the Hills's priority in the next 5 years? 303 responses



Top 5 most important:

- 1) Emphasize environmental preservation
- 2) Expand/improve program options and special events
- 3) Focus on health and wellness
- 4) New park and facility improvements
- 5) Maintain existing infrastructure

online survey summary

Key Themes:

- Restrooms
- Connectivity (multi-use trails)
- Updated, varied, accessible playground features
- Environmental preservation
- Safety / Maintenance
- Program options
- Parking
- Beach / Lake / Pool
- Indoor recreation / Community Center
- Pickleball
- Cricket
- Winter recreation / access

online survey



community meetings

- Purpose:

- engage with the local community
- gather feedback from users of park district offerings – *good, bad, or indifferent*
- identify service gaps & establish future vision
- provide a space for community members to speak freely
- opportunity for open dialogue

community meeting

- **Format:**
 - 60-minute brainstorming exercise
 - 1) Notecards – idea generation
 - 2) Stick notes – top-3 ideas from notecards
 - 3) Organize notes into categories
 - 4) Confirm ideas & categories – build consensus
 - 5) Vote on categories & notes (sticky dots)
 - 6) Review results as a group

community meeting

community meeting

WRITE BIG

What should LITH Parks and Recreation Department focus on over the next 5 years?

1 IDEA PER CARD

BARK PARK	PLAYGROUND IMPROVEMENTS	AQUATICS	SENIOR CENTER	GATHERING SPACES	PARK IMPROVEMENTS	COMM. GARDEN	LAKE SAFETY & EMPOWERMENT	PICKLE BALL	PRESERVATION	PROGRAMS	LARSEN PARK	FACILITIES
BARK PARK IMPROVEMENTS	Improve 2 neighborhood park areas with playground	Swimming Pool	Senior center - adding a table & chairs	GATHERING PLACE	Outdoor led lighting & benches	Community garden - improve existing garden, add more, & create new garden	Swim and recreational water classes - etc.	DEDICATED OUTDOOR PICKLEBALL COURTS	PRESERVE NATURAL SPACING LARSEN PARK, FOR GENERATION	DANCE CLASSES	Open discussion for Larson Park	Improve Bunkers Mountain
BARK PARKS LOT	Seating area for ARTISTS KIOSK	Water fountains at PARKS like CRYSTAL LAKE	Senior Center	Unique Community Gathering Spaces	Fishing	Community garden	LIKE NEEDS TO BE MAINTAINED in a good way by professionals	PICKLE BALL COURTS		FIELD TRIPS	Swimming Pool	Improve facility at park & preserve
Increase Bark Park Parking	Special Pass (playground) facility				Shaw Steeple Trail Hike		Make a boat safety class a requirement for anyone who wants to be on the water	TRAIL ONLY TRAILS BARK PARK		Programs are great, continue offering	Keep Larson Park as it is	
Bark Park Trail Section					Improve Bark Park trail area so it is more like a normal Bark Park for next year		Big idea - create a trail system in Bark Park				Clean up Trash from Bark Park	
					SAME BIKE PATHS							

February 7, 2024
 12 participants

community meeting

What should the LITH Parks and Recreation focus on over the next 5 years?

Bark Park	Playground Improvements	Aquatics	Senior Center
Bark Park improvements	West 3 neighborhood park need new equipment - Avalon, Nature View, Celebration	Swimming pool	Senior Center - meeting, crafts, hobbies
Bark Park Parking		Water features at parks like Crystal Lake	Senior Center
Increase Bark Park parking	Sensory playground for autistic kids		
Bark Park east side	Special needs playground / facility		

February 7, 2024
12 participants

community meeting

What should the LITH Parks and Recreation focus on over the next 5 years?

Gathering Spaces	Park Improvements	Community Garden	Lake Safety and Enforcement
Gathering place	Outdoor ice skating / hockey	Community vegetable garden	Better enforcement, lake permits, etc.
Unique community gathering spaces	Fishing	Community garden	Lake needs to be monitored in a better way by police
	Snow shoeing, trail hikes		Lake and beach operations thru enforcement - improves safety - supports rules / ordinances
	Family park, i.e. vet races in CL or Angel/Towne Park, for east side		Key fob code access for both beaches, Turtle Island, and boat launch
	Safe bike paths		Woods Creek Lake back to residents only - All lake/beach/boating activities

February 7, 2024

12 participants

community meeting

What should the LITH Parks and Recreation focus on over the next 5 years?

Pickleball ●●●	Preservation	Programs	Larsen Park ●●●	Facilities ●
Dedicated outdoor pickleball courts	Preserve natural setting - Larsen Park, Fen, Barbara Key ●	Dance Classes	Begin discussion for Larsen Park	Field houses east and west sides
pickleball courts		Field trips	Larsen Park	Improve building maintenance
pickleball/tennis east side		Programs are great, continue offering	Keep Larsen Park as it is ●	Indoor facility - pool - pickleball
			Clean up trash from food pantry	

February 7, 2024
12 participants



stakeholder interviews

- Purpose:

- intimate discussions with key user groups outside of community forum
- check on existing relationship with the village
- identify what's working and what can be improved specific to user group's needs
- opportunity for open dialogue

stakeholder interviews

stakeholder interviews

Education Group

Representatives of School Districts 47 and 300, Parks and Recreation Board, LITH Community Development, NISRA, Algonquin Chamber of Commerce

- Recreation options for all age groups
- Multi-cultural events
- Use parks for field trips / programs / summer camps
- School districts want to work with parks
- Inclusive features ALL parks
- Unique identities / play features for each park
- Connect amenities – and connect parks
- Village Center / gathering location needed
- Improve inventory mapping
- Increase work with all youth sports

February 13, 2024

26 participants total

stakeholder interviews

Business / Historical Group

Representatives from McHenry County Conservation District, Naturally McHenry County, People for Parks Foundation, Restoration Ecology, Algonquin Public Library, Algonquin-Lake in the Hills Interfaith Food Pantry

- Maintenance - invest in community
- Connect open spaces
- Use BMPs at parks
- Safety is important
- More elementary-aged programs – sport, music, art
- Woods Creek Lake underutilized
- Improve wayfinding
- Encourage robust program offerings within LITH
- Unique events to draw people to LITH

February 13, 2024

26 participants total

stakeholder interviews

Athletics Group

Representatives from United Cricket League, LITH Youth Athletic Association

- Dedicated cricket pitch (maybe even a stadium)
- Family-friendly amenities close to cricket
- Develop youth sport programs
- Baseball field maintenance improvements by parks, not affiliates/volunteers
- Add lights to fields
- Multi-sport complex

February 13, 2024

26 participants total

stakeholder interviews

Professionals and State Representatives Group

Representatives from Village of LITH, Wauconda Park District

- Senior facilities / programming
- Larsen Park, lots of good ideas
- Pump track
- Old police station plan –parks opportunity?
- Parking improvements
- Safety issues – need sidewalks
- Fitness facilities in LITH
- Recreation facility to for programs IN LITH
- Collaborate more with schools

February 13, 2024

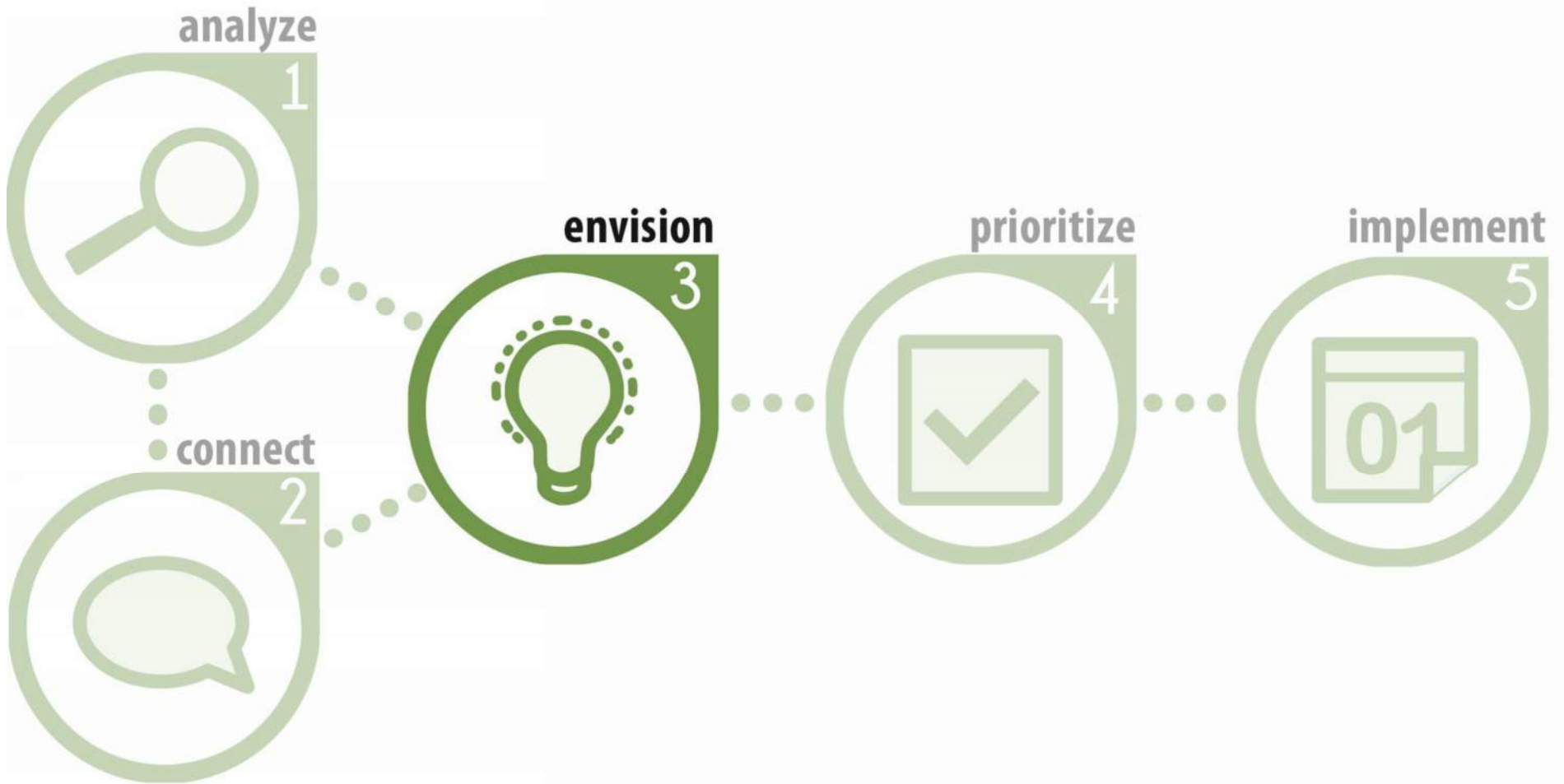
26 participants total

recap

- Online Survey:
 - *Total Responses: 567*
- Community Meeting 1:
 - *Total Participants: 12*
- Stakeholder Interviews:
 - *Total Participants (4 groups): 26*



next steps



envision

Schedule

- Analyze Phase - complete
- Connect Phase – complete
 - Online survey
 - Community & stakeholder meetings
 - Board Review #1 - *tonight*
- **Envision Phase – March:**
 - **Develop preliminary needs based on Analyze & Connect Phase findings**
 - **Develop preliminary strategies to address needs**
 - **Coordinate and refine with Staff**
- Prioritize Phase – April
- Implement Phase – May and June
- *Booklet complete & Board adoption – July*

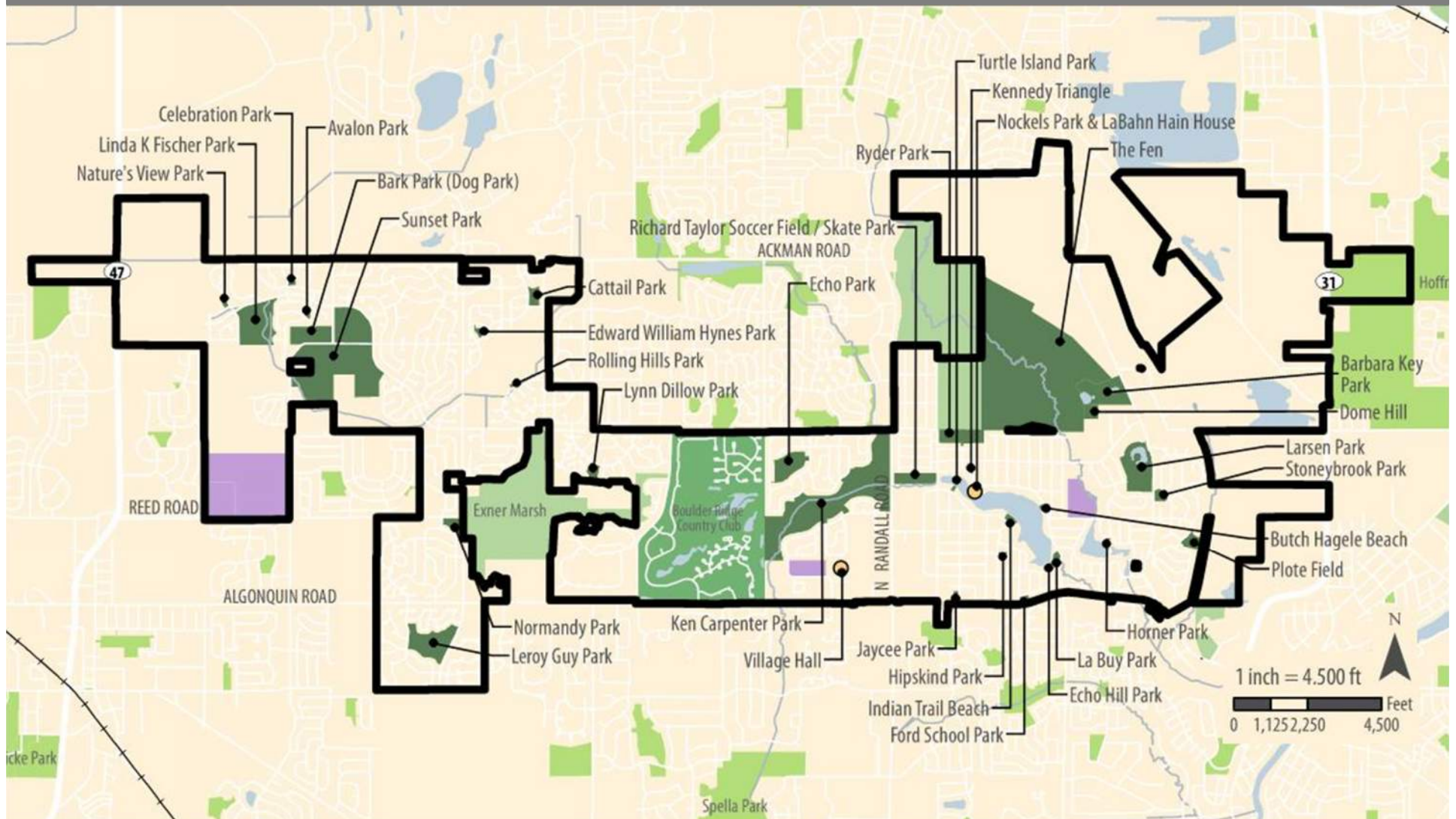
next steps

discussion












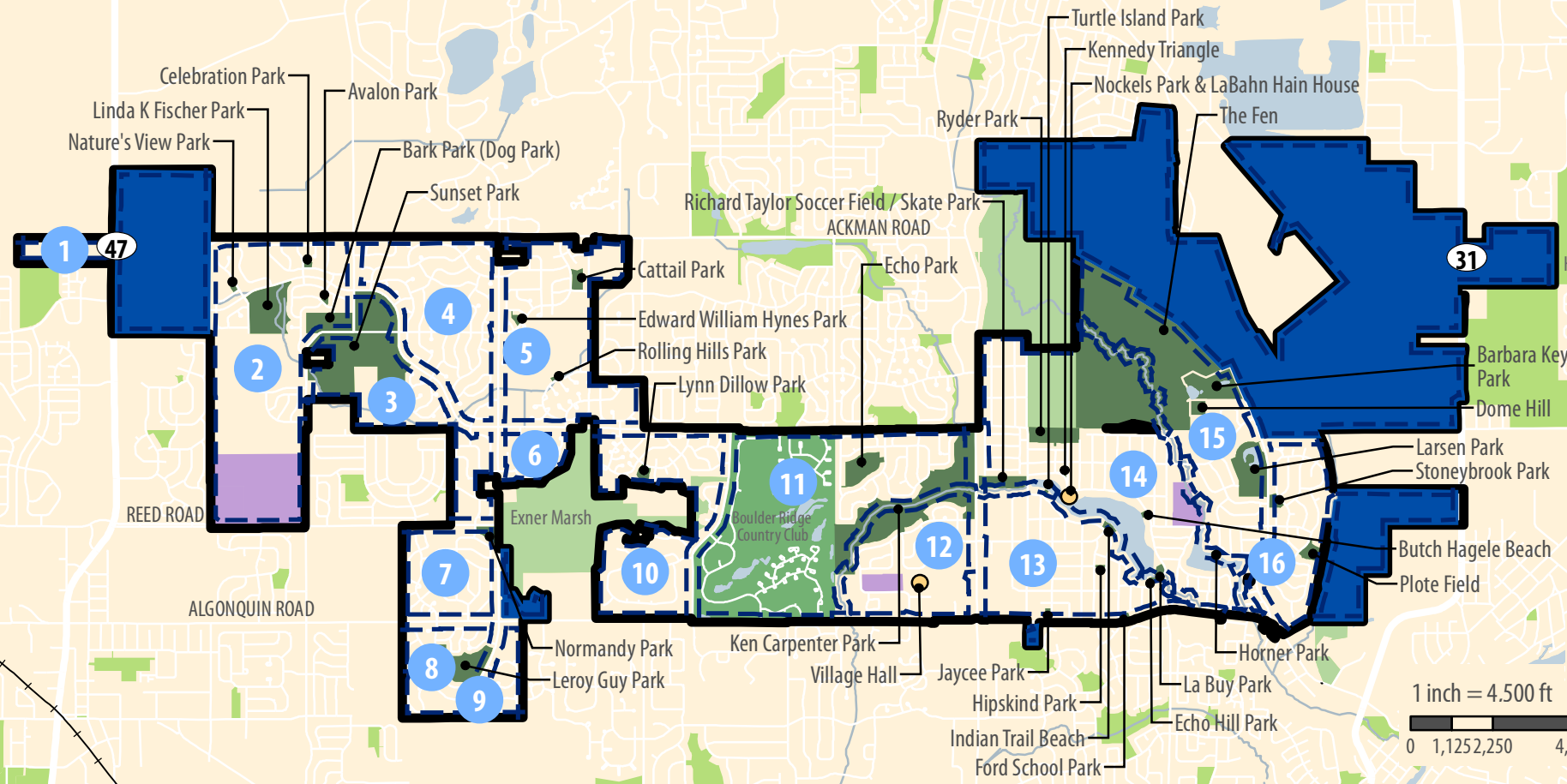


thank you!



Planning Area Map Legend

-  Village of Lake in the Hills
-  Planning Areas
-  Non-Planning Areas
-  LITH Parks
-  LITH Facilities
-  Conservation Areas
-  Other Parks
-  Golf Course
-  Schools

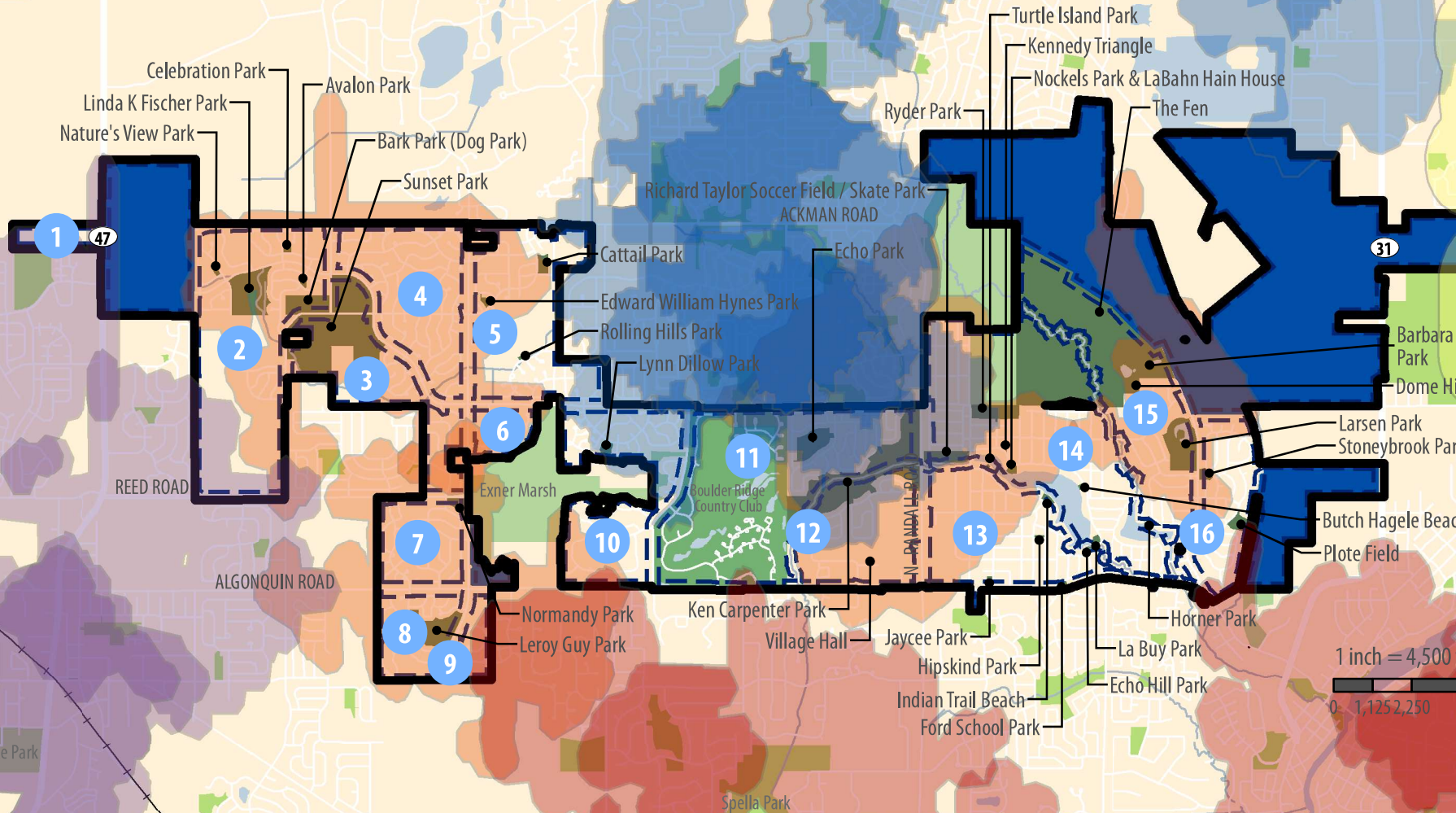


Community Park Level of Service Map

LITH and Surrounding Agencies Legend

LITH: Village of Lake in the Hills
 CLPD: Crystal Lake Park District
 CPD: Cary Park District
 HPD: Huntley Park District
 VOA: Village of Algonquin

- | | | |
|--|--|---|
|  Village of Lake in the Hills |  LITH Community Park Service Area |  VOA Community Park Service Area |
|  Planning Areas |  CLPD Community Park Service Area |  Conservation Areas |
|  Non-Planning Areas |  CPD Community Park Service Area |  Other Parks |
|  LITH Parks |  HPD Community Park Service Area |  Golf Course |





Director's Report

MEETING DATE: April 4, 2024

DEPARTMENT: Parks & Recreation

2024 Playground Replacement at Jaycee and Celebration Park:

Staff identified firms deemed most qualified from their RFQ presentation for Park and Playground Services. On the basis of the RFQ evaluations, staff developed a short list of the most qualified firms and has started the interview process. Review of the firm's RFQ presentation, review of their qualifications and questions and answers are involved with the interview process. Selection shall be made of the firm deemed to be fully qualified and best suited based on the factors involved in the RFQ and the interview process by staff.

Public Properties update:

Many projects this spring will be taking place. Staff are working on the Basketball Court resurfacing projects for this year at Ken Carpenter and Lynn Dillow Park. The Nockels Park Pier Replacement project is scheduled for this season. Staff will be working on new locations for the piers that may better serve the property. Plote Field Net Replacement is scheduled for this May. Staff will be working with the affiliates with their schedules once the net is ready to be installed. And finally Sunset Park Splash Pad Resurfacing Project is scheduled to be completed by the end of May

Affiliate & Sports Field Rentals:

Soccer: Goal soccer has started their spring season. Season opening weekend for games will be Saturday, April 13 and last weekend of games will be Saturday, June 8. No games Memorial Day weekend. Game times at Sunset Park upper fields will be between 9:00 am - 2 :00 pm. Sundays will be used if rained out on Saturday. Recreational Leagues will consist of Age groups of U6, U8, U10 and U12

Cricket: Century Cricket League will begin play the weekend of April 27 & 28. United Cricket Club will begin play the weekend of May 4 & 5. Both affiliates will utilize the Sunset Pitch on weekends between the hours of 9:00 am – 8:00 pm. New this season, will be an extension of cricket play through October 2024, weather permitting.

Baseball/Softball: LITHYAA has been working to finalize their teams for recreational play. Games and practices will be played at Sunset Park, Ryder Park, Plote and Leroy Guy Park. LITHYAA to assist

with registration will be participating with Crystal Lake Youth Baseball to assist with games and older ages team alignments.

Northern Illinois Men's Baseball League: NIMBL we be using Plote field again this season. Weather permitting, games will begin Middle of April and run through September. League Play will be on Friday and Saturday Nights, and Sunday mornings – early afternoon.

Memorial Program:

Staff are working on updating the Memorial Program and has recently met with People for Parks Foundation for assistance with monetary contributions that loved ones may want to donate funds to help support a program in memory of their family member. Staff and PFPF are working out the details to offer another option in the Memorial Program.

Community Gardens: Garden Plots have filled for the 2024 planting season. Weather permitting, gardeners may start to use their plots starting April 13. New this year, a meet and greet day has invited all registered gardeners to the plot site on Thursday, April 4. The meet and greet will provide an opportunity for all gardeners and staff to meet each other prior to the season.

Recreation:

Upcoming Special Events:

April 16	6-8pm	The Journey to Successful Senior Living
April 19-21		Love Your Park: Spring Clean-Up
May 5	10am – 1pm	Cinco De Mama: Mom & Me Fiesta

The Winter/Spring Program and Event Guide can be found at RECREATION.LITH.ORG.

Active Engagement through Recreation programs and events: March

	<u>Number of People</u>
Lucky Gold Hunt	250
Family Bingo	110
Bunny Trail	500
Preschool and Beyond the Bell	133
Senior Trips & Programs	121
Misc. programs	45
March Event Sponsors	18
March Volunteers	<u>24</u>
Total	1,201

March Program and Event Recaps:

March 16 - Lucky Gold Hunt

Staff hosted the Lucky Gold Hunt event at Stoneybrook Park. Ninety-three children were registered; 250 people in attendance with family members. Staff offered a gold hunt, a leprechaun trap contest, musical shamrocks game, guess the rainbow and a clover hunt, along with other games. The Algonquin Library read a story with the leprechaun. The Place For Children With Autism sponsored the event.



March 22 - Family Bingo – This annual event had 110 attendees and was sold out. Prizes were donated by the following sponsors: Raue Center for the Arts, Lucas Orthodontics, Arden Rose, Ortho Experts, The Place for Children with Autism, Huntley Library, Firebar, BBQ King, and Hope for the Day.





March 30 – Bunny Trail – Approximately 500 people pre-registered for the annual Bunny Trail event. This year’s event was planned for inside Village Hall. Sponsors this year included: The Raue Center for the Arts, Sahara Homecare, Hurley & Volk, Mila’s Landscaping, The Place for Children with Autism, Hillary Schiller with Baird & Warner, and School of Irish Dancing. Sponsors paid a fee and provided eggs to pass out to the children.

March Senior Trips:

- Paramount Theater – Billy Elliot on March 6
- Chicago Food Tour on March 14
- Jolly Inn on March 28

Senior Bingo March Host – Oasis Senior Advisors



Senior Drop-In Participation:

	Jan	Feb	March	April	May	June	July	Aug	Sept	Oct	Nov	Dec	Totals
Crafters	65	50	40										
Bingo	x	18	18										
Cards	<u>39</u>	<u>41</u>											
	104	109											
2023													1295
2022													648
2021													386

Beyond the Bell Afterschool Program:

Beyond the Bell has 46 participants who attend regularly and 12 who are flex day participants. Staff are doing a great job trying to incorporate more crafts and various gym activities to minimize free play.



Summer Recreation Employment:

Staff attended another job fair in March at Woodstock High School. An additional 10 applications were submitted from this job fair. Beach attendants and camp staff interviews are underway. Staff are confident with the number of applicants; all positions will be filled for the summer.



Summer Program and Event Guide Update:

The Summer Program and Event Guide will be live starting May 1, 2024.

Staff are working on some new additions for the summer guide:

- * Pickleball Classes and Tournaments
- * Irish Dance Classes
- * Minds in Motion youth classes
- * Additional Preschool Camp offerings
- * FuntastiCamp full summer registration with payment plan option
- * New senior trips
- * Yappy Hour at the Bark Park
- * Additional Rec2U events at neighborhood parks
- * Caregiver & Tot play
- ** The Police Department Guide will now be included in the seasonal event guides.

Summer Sunset Festival Update:

The Summer Sunset Festival committee has been meeting on the first Tuesday of each month at 4:00pm. The meetings are open to the public and are held at Village Hall. Last month, four residents were in attendance. The Summer Sunset Festival website (summersunsetfest.com) has been updated for 2024.

Friday, August 30th

5:00pm – 10:00pm	Windy City Amusements Carnival
5:30pm – 9:30pm	Unlimited Ride Wristbands
5:00pm – 10:30pm	Food / Beer Tents
5:00pm – 9:00pm	Classic/Custom Car Show (will include a DJ for entertainment)
7:30 – 10:30pm	Main Stage: That's What She Said

Saturday, August 31st

11:00am – 12:00pm	Parade (this year is a later start)
11:00am – 10:30pm	Food / Beer Tents
12:00pm – 10:00pm	Windy City Amusements Carnival
12:00pm – 4:00pm	Unlimited Ride Wristbands
11:30am – 3:00pm	Community Picnic (new for 2024. Recreation overseeing)
	11:30am – 3:00pm Picnic Games
	11:30am – 1:00pm Family Bingo
	1:00pm – 3:00pm Main Stage: Dueling Pianos
12:00pm – 9:00pm (weather permitting)	Chicago Kite Company – Kites in the Sky
4:00pm – 10:30pm	Wine Tasting Tent
5:30pm – 9:30pm	Windy City Amusements Carnival
1:00pm – 3:00pm	Main Stage: Dueling Pianos
4:00pm – 5:30pm	Main Stage: Johnny Russler and the Beach Bum Band
6:30pm – 8:00pm	Main Stage: Voyage
9:00pm – 10:30pm	Main Stage: Too Hype Crew

Sunday, September 1

9:00am – 1:00pm	Lake in the Hills Summer Sunset Festival Pickleball Tournament
11:00am – 10:30pm	Food / Beer Tents
1:00pm – 8:00pm	Summer Market (formally called craft/business fair)
1:00pm – 10:00pm	Windy City Amusements Carnival
1:00pm – 5:00pm	Unlimited Ride Wristbands
3:00pm – 4:30pm	Main Stage: Beyond the Blonde
4:00pm – 10:30pm	Wine Tasting Tent
5:30pm – 7:00pm	Main Stage: In the Stix
8:00pm – 9:30pm	Main Stage: 7 th Heaven
9:30pm	Fireworks

The festival committee is seeking assistance from the Park and Recreation Board to solicit sponsors for the festival this April and May. Sponsor information is available on the festival website (summersunsetfest.com) and will be provided to the Board members at the April meeting. The committee would like the Board members to visit businesses that are in Lake in the Hills, along Randall Road in Algonquin, Huntley and Carpentersville. Rise and Lowe's have already been visited. Some of the larger businesses may require a request online to obtain a sponsorship. If a Board member is advised of this during their visit to a business, please contact Randy Splitt or Kim Buscemi.