



PUBLIC MEETING NOTICE AND AGENDA
PARKS AND RECREATION BOARD MEETING

FEBRUARY 3, 2022
6:30 p.m.

AGENDA

In an effort to minimize the potential spread of COVID-19, the Village reserves the right to restrict attendance to the meetings. The Village encourages anyone who wishes to address the Parks and Recreation Board to submit a written statement to be read aloud at the meeting. Please submit such a written statement to Recreation Superintendent Kim Buscemi at KBuscemi@lith.org by **4pm on February 3, 2022**. You may also join the meeting remotely by using your phone and dialing 1-872-240-3212, access code 839-764-229. When you join the meeting, please announce yourself as a member of the public. If you wish to comment, you will be allowed to do so during the Audience Participation portion of the meeting. Please be aware that the meeting will be recorded.

1. Call to Order
2. Roll Call
3. Approval of January 6, 2022 Park & Recreation Board Meeting Minutes
4. Old Business
5. New Business
 - A. Presentation – Elk Grove Village Park District Site Visits
 - B. Informational Item – Lynn Dillow Playground Replacement Survey Analysis
 - C. Informational Item – Recreation Fourth Quarter Program Statistics Report
6. Staff Reports
 - A. Recreation Staff Report
 - B. Parks Staff Report - Park Steward Schedule
7. Village Trustee Liaison Report
8. Member Reports
9. Audience Participation

The public is invited to make an issue-oriented comment on any matter of public concern not otherwise on the agenda. The public comment may be no longer than 3 minutes in duration.
10. Adjournment

MEETING LOCATION

Village Hall
600 Harvest Gate
Lake in the Hills, IL 60156

The Village of Lake in the Hills is subject to the requirements of the Americans with Disabilities Act of 1990. Individuals with disabilities who plan to attend this meeting and who require certain accommodations so that they can observe and/or participate in this meeting, or who have questions regarding the accessibility of the meeting or the Village's facilities, should contact the Village's ADA Coordinator at (847) 960-7410 [TDD (847) 658-4511] promptly to allow the Village to make reasonable accommodations for those persons.

Posted By:

Date:

Time:



Village of Lake in the Hills

600 Harvest Gate, Lake in the Hills, Illinois 60156

PARKS AND RECREATION BOARD MEETING MINUTES

January 6, 2022

Call to Order

The meeting was called to order at 6:31 pm. Roll Call was answered by Members Wackerlin, Cairns, Sivakumar, Donahue, Carmen, and Vice-Chairman Andrea. Chairwoman Tredore was absent.

Also present were, Public Works Director Tom Migatz, Superintendent of Public Properties Scott Parchutz, Recreation Superintendent Kim Buscemi, Recreation Supervisor Kristi Brewer, Trustee Wendy Anderson, Assistant Village Administrator Shannon Andrews, and Recording Secretary Dana Popovich.

Approval of Meeting Minutes

Motion to accept the Parks and Recreation meeting minutes of December 2, 2022 was made by Member Cairns and seconded by Member Carmen. On roll call vote, Members Wackerlin, Cairns, Sivakumar, Donahue, Carmen and Vice-Chairman Andrea voted Aye. No Nays. Motion carried.

Old Business

None

New Business

A. 2021 Year End Review-Program Statistics

Superintendent Parchutz reviewed the year-end financial and program statistics for 2021. Highlights included Facility Rental Revenue of \$29,527.50, Park Shelter Rental Revenue of \$7,390.00, Bark Park Revenue of \$33,433.00, Lake and Boat Revenue of \$10,692.00, and Community Garden Revenue of \$810.00. The gross income from rental and permit revenue is \$81,852.50.

B. Lynn Dillow Playground Replacement

Assistant Village Administrator Andrews started the discussion about the Lynn Dillow playground replacement and went through where staff was coming from. She said it stemmed from the discussion about the Larson Park planning and the Boards wanting an inclusive park. At that time, the Board expressed concern that while this has been an interest and priority for many years, the necessary funding had not been made available. Assistant Village Administrator Andrews stated that funding has been incorporated in the 2022 Fiscal Budget. She also stated that the Larson Park Project has not been ruled out as an all-inclusive park, but that we also have other opportunities that should be looked at.

One of the reasons Lynn Dillow is being considered is that the features are conducive for that kind of park. There is parking and handicap parking available and walkways to both the playground and basketball courts. There would be some work that would need to be done on the surface of the playground to ensure access to all the playground equipment, but this park does seem to meet the criteria to be considered for an inclusive park. We have requested an additional \$60,000 dollars in funds from the Village Board in order to move forward and at least explore the possibility. The Village Board supported that request and we have \$223,000 for this playground replacement. How we utilize that still has to be determined. Step one in helping us identify in how to move forward was to go through the process of conducting a survey. There were a couple of things that stood out, first was that there were two individuals that have a person in their home that would require special accommodations for them to use the park. Fifty-nine residents provided ideas on how to improve the parks. Nineteen volunteered to be in a focus group for inclusive park designs. If we are going to move forward with trying to incorporate inclusive design in any of our parks, we really need to have a team of people in the community that have more knowledge and experience on



Village of Lake in the Hills

600 Harvest Gate, Lake in the Hills, Illinois 60156

PARKS AND RECREATION BOARD MEETING MINUTES

January 6, 2022

how to design an inclusive play space for the kids. We are hoping to have more information at the February meeting. The purpose of the discussion is to determine how the Parks and Recreation Board would like to move forward with the equipment replacement at Lynn Dillow Park.

Assistant Administrator Andrews opened the discussion to the Board to get their feedback. Member Carmen stated that she would really like to see an inclusive park. She also added that people are willing to travel to this kind of park. This would be good for our town and our economy. Member Sivakumar agreed with Member Carmen. Member Donahue agrees and added that we should be looking at any park we are replacing equipment to include some inclusive features. She believes that this is going to be the future of park development. She also would like there to be a list of each park and their amenities so one can easily identify which park offers the features they would want. Assistant Administrator Andrews commented that our designers have been working very hard to make sure our web site has very detailed information about each park. Member Wackerlin thinks we should focus on making two parks all-inclusive, one on the east side and one on the west, instead of having one or two features at every park. Member Carmen spoke to that in saying that we really need to have some inclusive activities at each park. Trustee Anderson thinks we should really focus on Lynn Dillow and see if we could make it a fully inclusive park, not just a patchwork park.

Assistant Administrator Andrews stated that the budget of \$223,000 may not be enough to make it a true all-inclusive park. She stated that we are going to have to change the footprint of the park. Also, what kind of equipment would be needed and whether that \$223,000 is going to be sufficient, we don't know yet. Tonight, we need to figure out if Lynn Dillow could be an inclusive park. The survey did show that we do have a couple families that would require special accommodations to utilize the park. She would like the Board to decide if not just for the couple of families in the survey, but for others who could benefit from this kind of park. Is Lynn Dillow that park? That may not be fully answered at this moment, but this is our opportunity at the moment. Member Donahue stated do we really need just inclusive features or an inclusive park and whether it is at Lynn Dillow or do other parks need to be explored. More research needs to be completed. Vice-Chairman Andrea stated he is in support of exploring Lynn Dillow since the funds have already been approved. Assistant Administrator Andrews stated that if we move forward and find that the funds are not enough we would have to go the Village Board and request additional funds. Member Wackerlin says that the question is being asked of us to decide if Lynn Dillow is the right park to consider all-inclusive. He feels it is too hidden and not off any main roads. He feels if he had to make a choice between Lynn Dillow or Larson, he would rather Larson be all-inclusive. He encourages the Board members to take a look at Lynn Dillow before making any decisions. Member Wackerlin thinks that maybe some inclusive features could be added at Lynn Dillow, but does not feel it should be the all-inclusive park.

Vice-Chairman Andrea speaks to that and thinks it is too soon to make any decisions without seeing a masterplan. He agrees with Member Wackerlin about including some inclusive features at Lynn Dillow, just not all-inclusive.

Member Sivakumar agrees with Member Wackerlin that Lynn Dillow is not a conducive location for an all-inclusive park, some elements yes, but no all-inclusive. Trustee Anderson stated that the Board should be focusing on the area, Lynn Dillow is in the middle of a huge residential area. That is something to keep in mind.

Assistant Administrator Andrews summarizes that there is vast support for considering inclusive play and adding inclusive features at Lynn Dillow, but having it be the essential all-inclusive park is where there is a difference of opinion.

Assistant Administrator Andrews stated that she agrees with Trustee Anderson. The response from the survey indicated that either 20 people or 20% of the people that visit the park, drive to the park. That is why there is a parking lot and the ability for the population to have access to the park. Assistant Administrator Andrews also



Village of Lake in the Hills

600 Harvest Gate, Lake in the Hills, Illinois 60156

PARKS AND RECREATION BOARD MEETING MINUTES

January 6, 2022

stated that there are going to be limitations on availability and timing of when these opportunities come up. We can identify in part of the master park planning process which park might be best for an all-inclusive park, but it may be years before that happens. There needs to be an understanding that how we proceed with this could be impactful. It may or may not happen with Larson, and we do not want to miss the opportunity at Lynn Dillow.

Member Donahue spoke about the frog at Lynn Dillow, and requested that we do not remove it as the residents requested. Assistant Administrator Andrews agreed with that.

Staff Report

Superintendent Buscemi reviewed her staff report which included the upcoming events for January and February. Also, asking if anyone would like to volunteer for any of the events to let her know. She highlighted some of the events that took place in December. This included tree decorating at the Algonquin Library with the Beyond the Bell Afterschool Program. There was a Funtastic Camp over the holiday break. There was a house decorating contest. The Holiday Lights Bus Tour was sold out for each of the three nights. The adult seniors took a trip in early December to Naperville for a holiday trolley ride and dinner at Francesca's. She also talked about the adult drop-in activities.

Pre- School was back in session. There was a brief pause on Monday January 3, just to take a look at mitigation procedures and see if there were any changes that needed to be made. Superintendent Buscemi asked if anyone had any questions and there were none.

Village Trustee Liaison Report

Trustee Anderson expressed her appreciation for everyone bringing their heart and soul to the Parks and Recreation Department. She also wants to make sure that there is clear communication between the Village and staff, as well as the Board members. She said we need to work together to have one clear vision. She also thinks everyone is doing a great job and to just keep working together as one village.

Member Reports

None

Audience Participation

None

Adjournment

A motion to adjourn the meeting was made by Member Sivakumar and seconded by Member Carmen. On roll call vote Members Wackerlin, Cairns, Sivakumar, Donahue, Carmen, and Vice Chairman Andrea voted Aye. No Nays. Motion carried.

There being no further business to discuss, the Parks and Recreation Board meeting was adjourned at 7:27 PM.

Submitted by

A handwritten signature in cursive script that reads "Dana Popovich".

Dana Popovich

Recording Secretary



INFORMATIONAL MEMORANDUM

MEETING DATE: January 26, 2022

DEPARTMENT: Public Works

SUBJECT: Lynn Dillow Park Replacement Survey Results

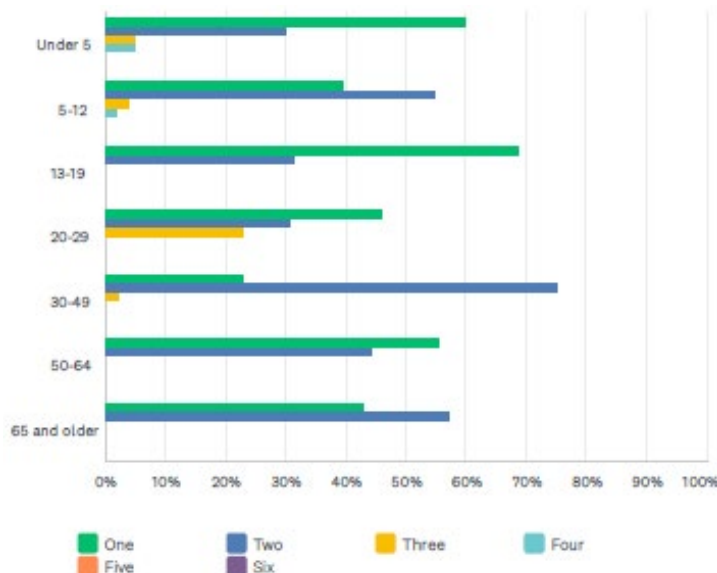
EXECUTIVE SUMMARY

Last month, staff shared raw results of the resident survey related to pending changes at Lynn Dillow Park with the Parks and Recreation Board (Board). The intent was to provide the Board with the data available at that time, bringing a more comprehensive report before the Board at the February meeting. The following is a representation of that data and a request for Board direction as it relates to the upcoming Request for Simplified Proposals (RFSP).

Staff opened the survey up to respondents on December 10, 2021 advertising its availability through several postings on various social media sites, mention in the Resident Insider, and notice on the Village webpage. The survey remained active for 25 days and garnered one-hundred twenty-seven responses. Questions and a summary of those responses are as follows:

1. Number of Users per Age Group

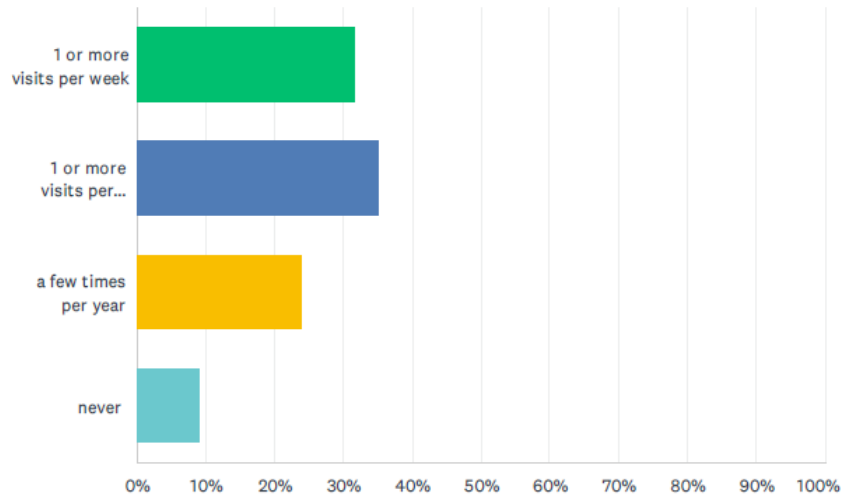
Of the ninety-one responses to this question, the majority of users (50) are in the five to 12-year-old range with one or two individuals from a given household visiting the park. The next largest group (43) is those between the ages of thirty to forty-nine years old followed closely by those who are under five years old (26). Logic would suggest that those in the second group are largely there to accompany those in the youngest age bracket.



	ONE	TWO	THREE	FOUR	FIVE	SIX	TOTAL
Under 5	60.00% 24	30.00% 12	5.00% 2	5.00% 2	0.00% 0	0.00% 0	40
5-12	39.62% 21	54.72% 29	3.77% 2	1.89% 1	0.00% 0	0.00% 0	53
13-19	68.75% 11	31.25% 5	0.00% 0	0.00% 0	0.00% 0	0.00% 0	16
20-29	46.15% 6	30.77% 4	23.08% 3	0.00% 0	0.00% 0	0.00% 0	13
30-49	22.73% 10	75.00% 33	2.27% 1	0.00% 0	0.00% 0	0.00% 0	44
50-54	55.56% 10	44.44% 8	0.00% 0	0.00% 0	0.00% 0	0.00% 0	18
65 and older	42.86% 3	57.14% 4	0.00% 0	0.00% 0	0.00% 0	0.00% 0	7

2. Frequency of Visits to the Park

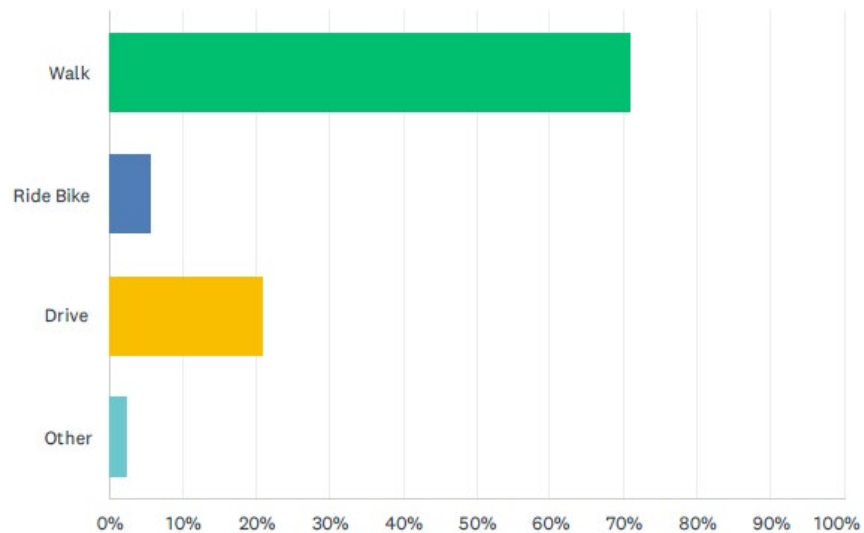
The good news derived from this question is that of the eighty-eight respondents, Lynn Dillow Park is very popular with 67% visiting at least once a month. Of that number, 32% of respondents visit the park at least once per week.



1 or more visits per week	31.82%	28
1 or more visits per month	35.23%	31
a few times per year	23.86%	21
never	9.09%	8
TOTAL		88

3. How Do Users get to Lynn Dillow Park

Accessibility is a key factor to consider with any given park site. Nestled squarely within a residential neighborhood, seventy-two percent, or 61 of the 86 respondents indicate they walk to Lynn Dillow Park. Those that drive to the park total twenty-one percent or the next eighteen respondents. A small percentage, nearly six percent and two percent respectively either ride a bicycle or use another means to get to Lynn Dillow. This seems to indicate that the majority of users are from the surrounding neighborhood and that parking is adequate.



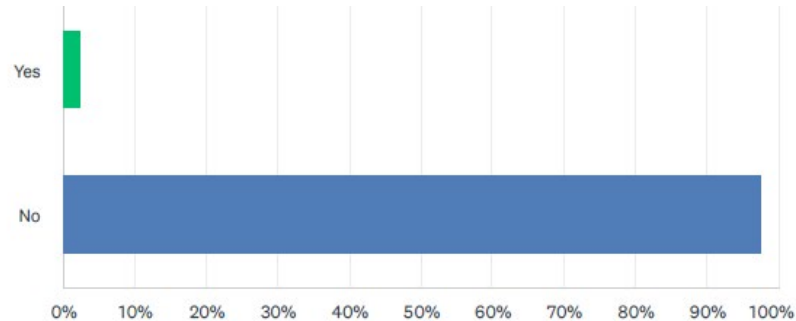
Walk	70.93%	61
Ride Bike	5.81%	5
Drive	20.93%	18
Other	2.33%	2
TOTAL		86

4. Why is it that You May not Use Lynn Dillow Park

Out of 23 responses, four indicated their children were too old to use the park and another four indicated that weather was a barrier for use. Six responses indicated the question was not applicable. The response regarding the age of the children is of particular interest, as it may suggest the Village explore adding a feature that might draw in older children.

5. Do Members of Your Household Require Special Accommodations to use Lynn Dillow Park

Inclusivity is an important issue to consider when designing a new park or selecting elements of replacement features. One purpose of this survey question was to determine how much of the available resources the Village should appropriate to this aspect of design or if scaling back this element in favor of installation or enhancement of inclusive features in another park was appropriate. While one survey cannot indicate the likelihood of this need at Lynn Dillow in the future, nor should the results of this question determine that accessible accommodations to some degree are not warranted, the responses at this time indicate that the need is proportionally small.



ANSWER CHOICES	RESPONSES	
Yes	2.35%	2
No	97.65%	83
TOTAL		85

6. What Amenities are Required for you to Enjoy this Park More

A prime focus of any park is the type and quality of amenities available to users. As interest, construction methods, and design of various features evolves, users tend to gravitate to those items they find most interesting. The results of this survey indicate in interest in the following features as ranked from most to least popular and deemed as necessary for respondents to consider Lynn Dillow an enjoyable park site. Those amenities are:

- Swings suitable for various age groups (18)
- Sitting area/benches/shelters (16)
- Obstacle courses and climbing apparatus (14)
- Splash pad (11)
- Zipline (7)
- Basketball court (6)
- Bathrooms (5)
- Keeping the Frog element/volleyball/water fountain (2 for each item)

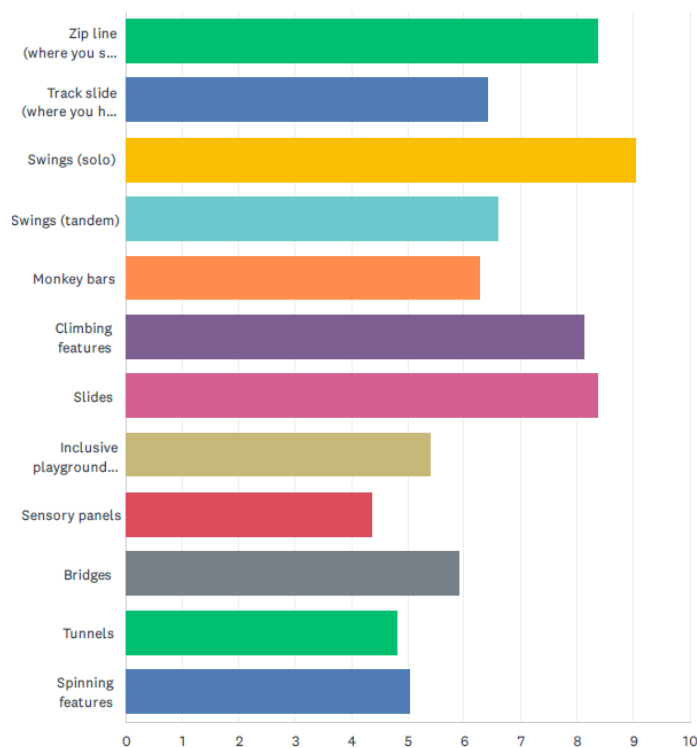
An important note to consider is that current design guidelines as recommended by the Board do not include swings or other elements for users under five years of age. A concern over this guideline came to light in this survey and through some feedback received after the reconstruction of the Ford School playground. The Board may wish to revisit this issue. Also, pending guidelines from the Department of Health make inclusion of a splash pad more costly.

7. Your Interest in Serving on a Focus Group for Lynn Dillow Park

Gaining user feedback, although a necessary component of the process is just one of many avenues a community can take to garner input and strive to meet the needs of all its constituents. As such, the survey sought to identify those interested in serving the process further by participating a focus group. The thirty-six responses were almost evenly split down the middle with nineteen responding in the affirmative and sixteen declining. Of the nineteen positive responses, seventeen provided contact information. Staff is in the process of contacting each of these to determine whether they will participate in discussions moving forward.

8. Ranking of Playground Features in order of Importance

Successful parks are those that incorporate the greatest number of popular features into a space and the best survey results often come from asking similar questions in different ways. Similar to item six which sought to better understand what elements would make users enjoy Lynn Dillow Park more, survey question ten asked respondents to rank playground features from most to least important. Those results showed a strong inclination to elements like swing, slides, climbing features, and zip lines. Elements such as track slides, tandem swings, monkey bars, and bridges make up the next popular group. Sensory panels, inclusive elements, tunnels and spinning features round out the least popular. The associated data table showing the weighted averages follows the bar graph for additional analysis.



Lynn Dillow Park Playground Replacement Survey

	1	2	3	4	5	6	7	8	9	10	11	12
Zip line (where you sit on a feature to glide across a fixed path)	33.33% 25	12.00% 9	12.00% 9	8.00% 6	2.67% 2	2.67% 2	2.67% 2	2.67% 2	1.33% 1	2.67% 2	10.67% 8	9.33% 7
Track slide (where you hold on to feature to glide across a fixed path)	2.56% 2	12.82% 10	6.41% 5	8.97% 7	11.54% 9	7.69% 6	7.69% 6	14.10% 11	5.13% 4	6.41% 5	6.41% 5	10.26% 8
Swings (solo)	22.67% 17	22.67% 17	18.67% 14	8.00% 6	1.33% 1	5.33% 4	1.33% 1	6.67% 5	2.67% 2	4.00% 3	4.00% 3	2.67% 2
Swings (tandem)	5.33% 4	12.00% 9	9.33% 7	9.33% 7	9.33% 7	8.00% 6	5.33% 4	4.00% 3	12.00% 9	12.00% 9	8.00% 6	5.33% 4
Monkey bars	5.41% 4	5.41% 4	6.76% 5	8.11% 6	12.16% 9	10.81% 8	13.51% 10	8.11% 6	5.41% 4	6.76% 5	9.46% 7	8.11% 6
Climbing features	6.58% 5	9.21% 7	19.74% 15	13.16% 10	10.53% 8	10.53% 8	15.79% 12	9.21% 7	2.63% 2	2.63% 2	0.00% 0	0.00% 0
Slides	11.84% 9	15.79% 12	11.84% 9	15.79% 12	11.84% 9	7.89% 6	6.58% 5	6.58% 5	6.58% 5	3.95% 3	1.32% 1	0.00% 0
Inclusive playground equipment (equipment accessible to children of all abilities and developmental stages)	10.67% 8	1.33% 1	2.67% 2	6.67% 5	6.67% 5	5.33% 4	10.67% 8	8.00% 6	16.00% 12	5.33% 4	10.67% 8	16.00% 12
Sensory panels	2.56% 2	2.56% 2	2.56% 2	6.41% 5	6.41% 5	2.56% 2	3.85% 3	6.41% 5	14.10% 11	21.79% 17	17.95% 14	12.82% 10
Bridges	0.00% 0	2.56% 2	3.85% 3	8.97% 7	8.97% 7	17.95% 14	15.38% 12	11.54% 9	12.82% 10	8.97% 7	8.97% 7	0.00% 0
Tunnels	0.00% 0	0.00% 0	5.19% 4	2.60% 2	9.09% 7	14.29% 11	9.09% 7	14.29% 11	10.39% 8	10.39% 8	10.39% 8	14.29% 11
Spinning features	3.80% 3	6.33% 5	2.53% 2	3.80% 3	10.13% 8	6.33% 5	8.86% 7	6.33% 5	10.13% 8	12.66% 10	10.13% 8	18.99% 15

FINANCIAL IMPACT

None.

ATTACHMENTS

1. Lynn Dillow Park Playground Replacement 1st Survey Results

SUGGESTED DIRECTION

Staff seeks Board direction on elements to include in the Request for Simplified Proposals so vendors may provide ideas on elements to include that meet both direction from the Board and the needs of the community.

Lynn Dillow Park Playground Replacement Survey

Q1 What is your address?

Answered: 127 Skipped: 0

#	RESPONSES	DATE
1	11 Hunters Path	1/3/2022 6:08 PM
2	794 White Pine Cir, LITH	1/3/2022 10:59 AM
3	16 Indian trail, LItH 60156	1/2/2022 9:11 PM
4	222 Indian trail	1/2/2022 1:19 PM
5	1915 High Grove	1/2/2022 11:39 AM
6	Rosewood Ct	1/2/2022 11:11 AM
7	5548 Alexandria Drive lake In The Hills	1/2/2022 8:32 AM
8	1112 Maple St	1/2/2022 8:09 AM
9	1093 Heavens Gate	12/27/2021 11:49 AM
10	4135 Peartree Dr	12/26/2021 6:28 PM
11	6 Crofton Ct	12/23/2021 5:42 PM
12	5504 Chancery Way	12/23/2021 2:43 PM
13	4309 Larkspur Lane Lake in the hills	12/23/2021 2:21 PM
14	3800 Peartree Dr, Lake in the Hills, IL 60156	12/23/2021 2:15 PM
15	4424 Larkspur Lane, LITH IL 60156	12/23/2021 1:55 PM
16	768 Dogwood Lane	12/23/2021 1:22 PM
17	4412 larkspur lane lake in the hills il	12/23/2021 1:14 PM
18	4440 larkspur In.	12/23/2021 1:07 PM
19	914 Cynthia Lane	12/23/2021 10:25 AM
20	3040 Brisbane dr	12/23/2021 9:06 AM
21	4230 springlake dr	12/23/2021 7:48 AM
22	1305 Monroe street	12/23/2021 7:20 AM
23	1115 Crystal Lake Rd	12/23/2021 12:17 AM
24	3815 Peartree Drive	12/22/2021 10:38 PM
25	795 Peachtree court	12/22/2021 12:40 PM
26	10 Dogwood Ct	12/21/2021 9:05 AM
27	9866 Williams Dr Huntley	12/20/2021 9:34 PM
28	6 Hastings CT, Lake in the Hills	12/18/2021 6:48 PM
29	755 Elderberry ct	12/18/2021 11:41 AM
30	1 Larkspur Court	12/16/2021 8:21 PM
31	1182 prides run	12/16/2021 3:03 PM
32	4230 Springlake dr	12/16/2021 12:11 PM
33	21 hilly lane	12/16/2021 11:45 AM
34	Lake in the hills	12/16/2021 11:17 AM
35	4670 Saginaw street Lake in the hills	12/16/2021 10:24 AM
36	4510 Rolling Hills Dr. Lake in the Hills 60156	12/16/2021 9:28 AM
37	Lake in the hills	12/16/2021 9:25 AM
38	730 white pine	12/16/2021 7:57 AM
39	4290 Gladstone Dr., LITH	12/16/2021 6:28 AM
40	10907 n church st Huntley	12/16/2021 5:33 AM
41	780 Elderberry Ct	12/16/2021 12:07 AM
42	3920 wisteria ct.	12/15/2021 11:58 PM

Lynn Dillow Park Playground Replacement Survey

43	770 white Pine Circle	12/15/2021 10:48 PM
44	3985 springlake dr	12/15/2021 10:29 PM
45	13 Middlefield Ct, Lake in the Hills	12/15/2021 10:14 PM
46	4215 peartree dr	12/15/2021 9:56 PM
47	4215 Peartree Drive	12/15/2021 9:54 PM
48	Farley drive huntley	12/15/2021 9:47 PM
49	820 Mayberry Court Lake in the Hills	12/15/2021 9:26 PM
50	1012 McPhee drive	12/15/2021 8:54 PM
51	4220 Larkspur Lane	12/15/2021 8:23 PM
52	4065 Peartree Drive	12/15/2021 8:19 PM
53	205 Crystal Lake Rd	12/15/2021 7:06 PM
54	Hadley dr	12/15/2021 6:52 PM
55	1155 Starwood Pass	12/15/2021 5:54 PM
56	1145 Heavens Gate. Lake In The Hills	12/15/2021 1:42 PM
57	Sugar Creek Ct	12/15/2021 1:30 PM
58	5411 crossview In LITH	12/15/2021 11:38 AM
59	11199 Douglas ave Huntley, IL	12/15/2021 10:05 AM
60	13 Redbud Ct	12/15/2021 8:56 AM
61	5 dogwood ct lake in the hills 60156	12/15/2021 8:49 AM
62	835 Peachtree court	12/15/2021 8:38 AM
63	4015 springlake ct	12/15/2021 8:21 AM
64	1180 heavens gate	12/15/2021 8:15 AM
65	3865 Thornberry Way	12/15/2021 8:03 AM
66	1	12/15/2021 8:01 AM
67	3885 Thornberry way	12/15/2021 7:33 AM
68	3960 Thornberry way Lake in the hills, IL 60156	12/15/2021 7:24 AM
69	Peachtree Ct.	12/15/2021 7:22 AM
70	5 Crabapple Court Lake in the hills	12/15/2021 7:18 AM
71	4265 Peartree Dr.	12/15/2021 7:11 AM
72	3810 Peartree Drive Lake in the Hills, IL	12/15/2021 7:10 AM
73	1031 Creekview Lane	12/15/2021 7:08 AM
74	2061 Melbourne In Lake in the hills il 60156	12/15/2021 7:06 AM
75	4530 mackinac st	12/14/2021 9:04 PM
76	3950 Thornberry way	12/14/2021 7:54 PM
77	4220 Peartree Drive	12/14/2021 7:37 PM
78	11 Sussex Ct Lake in the Hills	12/14/2021 6:56 PM
79	3785 BlackBerry Dr	12/14/2021 6:37 PM
80	United States	12/14/2021 6:18 PM
81	Lake in the hills	12/14/2021 6:18 PM
82	4115 Larkspur Lanr	12/14/2021 5:53 PM
83	4050 peartree dr. 60156	12/14/2021 5:37 PM
84	825 Mayberry ct. lake in the hills, IL 60156	12/14/2021 4:59 PM
85	764 white pine	12/14/2021 2:54 PM
86	965 Aster Ct	12/14/2021 1:16 PM
87	810 Mayberry ct Lith, il	12/14/2021 1:08 PM
88	3880 Thornberry Way Lake in the Hills	12/14/2021 12:36 PM
89	730 White Pine Ct	12/14/2021 12:06 PM
90	3990 Springlake Drive	12/14/2021 12:02 PM

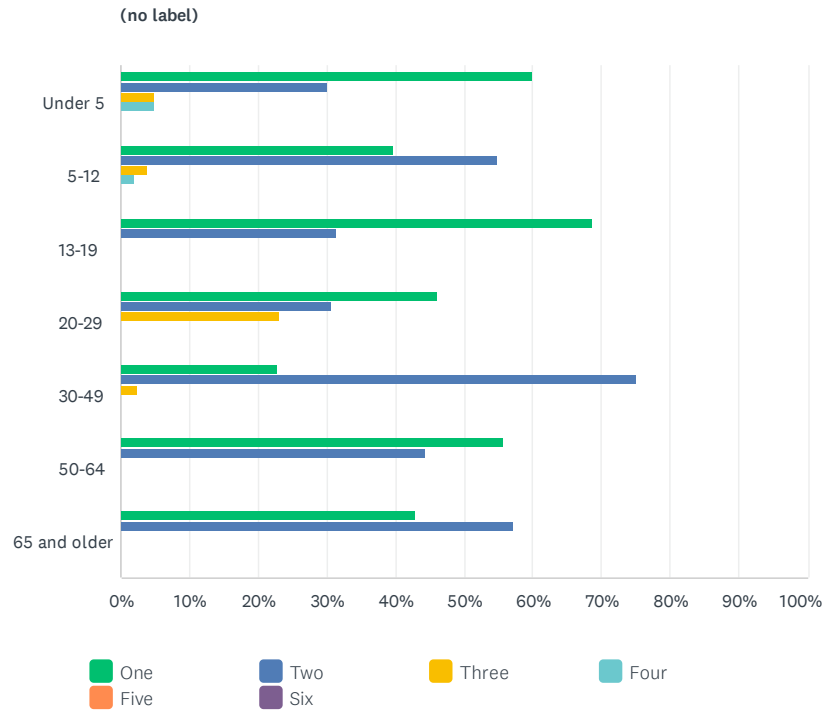
Lynn Dillow Park Playground Replacement Survey

91	3860 Thornberry Way	12/14/2021 11:37 AM
92	4000 Springlake Drive	12/14/2021 11:37 AM
93	4205 Peartree Dr	12/14/2021 11:33 AM
94	3820 blackberry Dr. LITH, IL 60156	12/14/2021 11:30 AM
95	3800 Peartree Dr, Lake in the Hills, IL 60156	12/14/2021 11:27 AM
96	4110 Peartree Dr Lake in the Hills	12/14/2021 11:20 AM
97	4225 Larkspur Ln	12/14/2021 11:20 AM
98	4065 Peartree Drive	12/14/2021 11:15 AM
99	770 Parc Court, LITH	12/14/2021 11:00 AM
100	3925 Blackberry Drive	12/14/2021 10:56 AM
101	810 Mayberry Ct	12/14/2021 10:54 AM
102	800 Peachtree Court Lake in the Hills	12/14/2021 9:34 AM
103	645 David Street	12/14/2021 8:05 AM
104	4035 Peartree Dr.	12/14/2021 7:58 AM
105	237 Indian trail	12/14/2021 7:20 AM
106	7 Hazelwood ct	12/13/2021 9:45 AM
107	3 Danbury ct. LITH, 60146	12/12/2021 11:18 PM
108	740 White Pine Ct	12/12/2021 10:35 AM
109	1114 Birch Street	12/11/2021 1:50 PM
110	1081 Noelle Bend	12/11/2021 8:00 AM
111	4235 Peartree Dr	12/10/2021 9:59 PM
112	4275 Peartree Dr, LITH	12/10/2021 9:14 PM
113	1149 Heavens Gate	12/10/2021 9:12 PM
114	780 White Pine Cir	12/10/2021 8:45 PM
115	3900 peartree dr. Lake in the hills 60156	12/10/2021 8:43 PM
116	4245 larkspur lane	12/10/2021 8:40 PM
117	4210 PEARTREE DRIVE	12/10/2021 8:14 PM
118	Spring Lake Drive	12/10/2021 7:16 PM
119	4230 Peartree Dr.	12/10/2021 6:46 PM
120	1021 Brittany Bend	12/10/2021 6:28 PM
121	4000 Peartree dr lake in the hills	12/10/2021 6:15 PM
122	18 larkspur ct Lake in the hills	12/10/2021 6:09 PM
123	10 Biltmore Ct., Lake in the Hills	12/10/2021 5:24 PM
124	1406 Washington	12/10/2021 5:09 PM
125	3631 Chadwick Ln	12/10/2021 5:03 PM
126	4000 Springlake Drive	12/10/2021 4:59 PM
127	4045 Peartree dr	12/10/2021 4:55 PM

Lynn Dillow Park Playground Replacement Survey

Q2 Please select the number of persons in your household within each age group.

Answered: 91 Skipped: 36

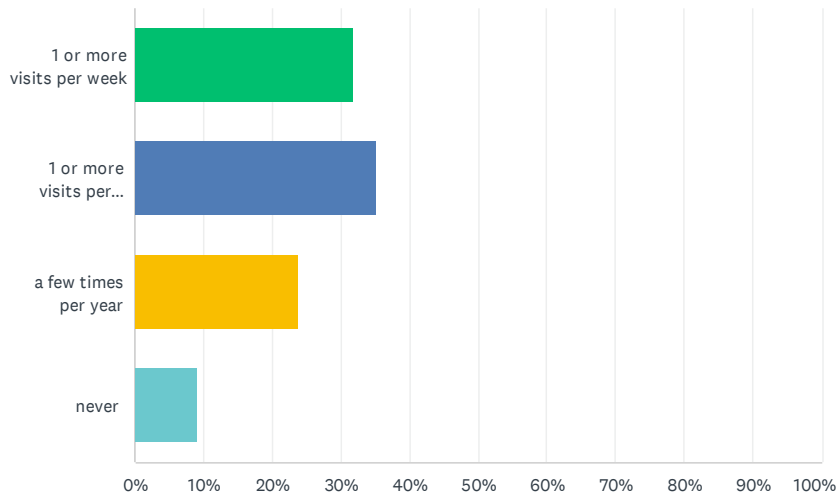


(no label)

	ONE	TWO	THREE	FOUR	FIVE	SIX	TOTAL
Under 5	60.00% 24	30.00% 12	5.00% 2	5.00% 2	0.00% 0	0.00% 0	40
5-12	39.62% 21	54.72% 29	3.77% 2	1.89% 1	0.00% 0	0.00% 0	53
13-19	68.75% 11	31.25% 5	0.00% 0	0.00% 0	0.00% 0	0.00% 0	16
20-29	46.15% 6	30.77% 4	23.08% 3	0.00% 0	0.00% 0	0.00% 0	13
30-49	22.73% 10	75.00% 33	2.27% 1	0.00% 0	0.00% 0	0.00% 0	44
50-64	55.56% 10	44.44% 8	0.00% 0	0.00% 0	0.00% 0	0.00% 0	18
65 and older	42.86% 3	57.14% 4	0.00% 0	0.00% 0	0.00% 0	0.00% 0	7

Q3 In the past year, how often have members of your household visited Lynn Dillow Park?

Answered: 88 Skipped: 39



ANSWER CHOICES	RESPONSES	
1 or more visits per week	31.82%	28
1 or more visits per month	35.23%	31
a few times per year	23.86%	21
never	9.09%	8
TOTAL		88

Lynn Dillow Park Playground Replacement Survey

Q4 Which person(s) in your household currently use the park?

Answered: 85 Skipped: 42

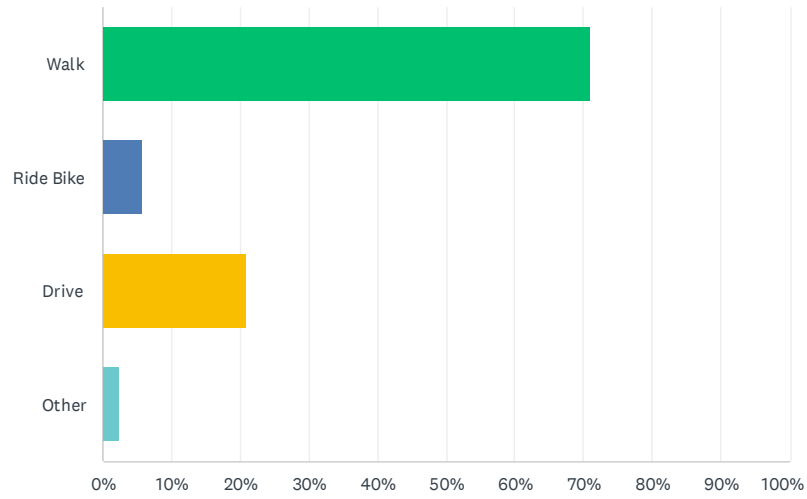
#	RESPONSES	DATE
1	All	1/3/2022 11:00 AM
2	My two children	1/2/2022 9:12 PM
3	Kids	1/2/2022 1:20 PM
4	Son	1/2/2022 11:15 AM
5	N/a	1/2/2022 8:33 AM
6	0	12/27/2021 11:51 AM
7	My two kids	12/23/2021 5:44 PM
8	None	12/23/2021 2:46 PM
9	All	12/23/2021 2:22 PM
10	All three kids (ages 4-10)	12/23/2021 2:17 PM
11	Our 13yo son and 6yo daughter.	12/23/2021 1:56 PM
12	Whole family; mom, dad, 2 young children	12/23/2021 1:25 PM
13	Kids	12/23/2021 1:16 PM
14	Everyone in our house uses the park.	12/23/2021 1:08 PM
15	All	12/23/2021 7:49 AM
16	2 boys ages 9 & 10	12/23/2021 7:38 AM
17	Kids	12/23/2021 7:21 AM
18	Kids	12/22/2021 12:43 PM
19	3 members of the family	12/21/2021 9:08 AM
20	5 yo, 6 yo and 37 yo	12/18/2021 6:55 PM
21	Adults w dogs Teens	12/18/2021 11:43 AM
22	Kids	12/16/2021 3:06 PM
23	3 year old daughter	12/16/2021 10:29 AM
24	Everyone	12/16/2021 8:01 AM
25	Son	12/16/2021 5:34 AM
26	2 year old	12/16/2021 12:08 AM
27	My 3 children	12/15/2021 11:59 PM
28	Toddler	12/15/2021 9:58 PM
29	2 Daughters	12/15/2021 9:55 PM
30	Child	12/15/2021 9:27 PM
31	Kids	12/15/2021 8:23 PM
32	.	12/15/2021 7:09 PM
33	Both of my daughters. We liked the layout and how large it was when we visited!	12/15/2021 11:41 AM
34	My 2 kids	12/15/2021 9:01 AM
35	All of us!	12/15/2021 8:51 AM
36	Both children	12/15/2021 8:42 AM
37	I take my grandchildren	12/15/2021 8:04 AM
38	Toddler, Teens	12/15/2021 7:56 AM
39	Two kids	12/15/2021 7:26 AM
40	Both my kids	12/15/2021 7:19 AM
41	Kids	12/15/2021 7:18 AM
42	my children	12/15/2021 7:14 AM

Lynn Dillow Park Playground Replacement Survey

43	5 7	12/15/2021 7:06 AM
44	All	12/14/2021 9:06 PM
45	Na	12/14/2021 7:55 PM
46	When our family members with younger children are over we will take them to the park.	12/14/2021 7:40 PM
47	I bring my grandchildren there	12/14/2021 6:38 PM
48	Entire family	12/14/2021 6:20 PM
49	My kids and me!	12/14/2021 6:20 PM
50	We all do	12/14/2021 5:57 PM
51	Robert wytrykus (46) Devin wytrykus (10) Kailyn wytrykus (12)	12/14/2021 5:41 PM
52	Our three children. Aged 4, 2 and 2.	12/14/2021 5:03 PM
53	Everyone	12/14/2021 12:04 PM
54	Our 11, 12 & 15 year olds	12/14/2021 11:40 AM
55	Kids	12/14/2021 11:38 AM
56	myself	12/14/2021 11:35 AM
57	Kids	12/14/2021 11:32 AM
58	The three kids	12/14/2021 11:27 AM
59	All members	12/14/2021 11:21 AM
60	None in household but we have several nieces and nephews that love the park.	12/14/2021 11:21 AM
61	Two children	12/14/2021 11:16 AM
62	My kids	12/14/2021 11:10 AM
63	Our baby, and family when visiting	12/14/2021 10:57 AM
64	8 and 7 year old children	12/14/2021 9:37 AM
65	mom & 2 children visit parks, but haven't been to this one	12/14/2021 8:07 AM
66	Children	12/14/2021 8:02 AM
67	None	12/14/2021 7:22 AM
68	All	12/12/2021 11:21 PM
69	4 kids and 2 adults	12/12/2021 10:38 AM
70	Most of us use this park, including the dog.	12/11/2021 1:52 PM
71	My children	12/11/2021 8:02 AM
72	Visitors	12/10/2021 10:01 PM
73	9 yo son. We've been using it since we moved here 9 years ago	12/10/2021 9:16 PM
74	3 year old	12/10/2021 9:14 PM
75	2 kids	12/10/2021 8:47 PM
76	The under 12 kids	12/10/2021 8:46 PM
77	Child	12/10/2021 8:42 PM
78	2.5 year-old granddaughter	12/10/2021 8:17 PM
79	Kids	12/10/2021 7:25 PM
80	Children	12/10/2021 6:50 PM
81	2 kids	12/10/2021 6:19 PM
82	Visiting grandchildren	12/10/2021 6:10 PM
83	Kids 5 and 12 yo	12/10/2021 5:26 PM
84	The kids	12/10/2021 5:00 PM
85	The whole family	12/10/2021 4:56 PM

Q5 How do you get to Lynn Dillow Park?

Answered: 86 Skipped: 41



ANSWER CHOICES	RESPONSES	
Walk	70.93%	61
Ride Bike	5.81%	5
Drive	20.93%	18
Other	2.33%	2
TOTAL		86

Lynn Dillow Park Playground Replacement Survey

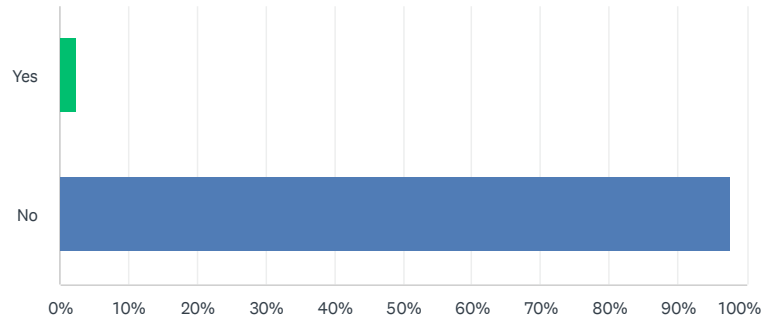
Q6 If you do not currently use the park, why?

Answered: 23 Skipped: 104

#	RESPONSES	DATE
1	NA	1/2/2022 9:12 PM
2	To old for baby swings	1/2/2022 11:15 AM
3	Too many parks like this around, and most are barely used .	12/23/2021 2:46 PM
4	N/A	12/23/2021 1:56 PM
5	Kids are grown.	12/22/2021 10:39 PM
6	Too cold	12/22/2021 12:43 PM
7	Sometimes we don't go because my parents are older and have a hard time getting around the park with their grandkids. My son is to old for the park	12/16/2021 8:01 AM
8	Only lived in LITH for 2 years. Haven't tried every park	12/15/2021 7:09 PM
9	So the kids can get out and get some fresh air/exercise	12/15/2021 7:26 AM
10	It's at the end of a street. Literally right behind residential homes. Feels unsafe at times. There have been times my kids and I have been to the park and it seemed sketchy with people hanging out at the park with different intentions than playing in the playground.	12/15/2021 7:18 AM
11	we would use it more but my children are older and looking for more things for them to do there	12/15/2021 7:14 AM
12	no	12/15/2021 7:06 AM
13	No interested	12/14/2021 7:55 PM
14	Weather is the only thing stopping us from using this park!	12/14/2021 6:20 PM
15	Sometimes I don't go because it's too hot	12/14/2021 6:20 PM
16	N/A	12/14/2021 11:21 AM
17	For the kids to run and play	12/14/2021 11:10 AM
18	Winter time, too cold for baby	12/14/2021 10:57 AM
19	many good parks closer to me	12/14/2021 8:07 AM
20	No children currently	12/14/2021 7:22 AM
21	We do sometimes	12/11/2021 8:02 AM
22	n/a	12/10/2021 8:47 PM
23	Sometimes they are bored and we goto Crystal Lake or Huntley	12/10/2021 7:25 PM

Q7 Do any members of your household require the park to have special accommodations in order to enjoy the experience?

Answered: 85 Skipped: 42



ANSWER CHOICES	RESPONSES	
Yes	2.35%	2
No	97.65%	83
TOTAL		85

Lynn Dillow Park Playground Replacement Survey

Q8 What type of amenities would this park need for you to use and enjoy the park?

Answered: 59 Skipped: 68

#	RESPONSES	DATE
1	Shade areas/sitting for parents	1/2/2022 1:20 PM
2	larger bench seating areas, more adult swings, splash park	1/2/2022 11:15 AM
3	Adequate parking, trash bins	12/27/2021 11:51 AM
4	Fully supported swing	12/23/2021 5:44 PM
5	Porta potty, drinking fountain	12/23/2021 2:17 PM
6	More benches for adults/picnics with kids	12/23/2021 1:25 PM
7	More swings and a walking path for parents while kids play	12/23/2021 1:16 PM
8	Shelter, Volleyball court, updated playground equipment	12/23/2021 7:38 AM
9	Stuff for little kids	12/23/2021 7:21 AM
10	Slides, obstacle courses, swings, a water pad for the summer would be great, monkey bars	12/22/2021 12:43 PM
11	Swings and climbing things for big kids, not small "baby-ish" stuff. More basketball hoops.	12/21/2021 9:08 AM
12	We like swings, zip lines, shade, and carousels. Water is always a nice addition.	12/18/2021 6:55 PM
13	We walk past this park every day and the majority of users are pre teen / teens on the half basketball court	12/18/2021 11:43 AM
14	My kids are older now and don't find it fun , it would be nice to have places all of us can be together and have fun other than a shelter area	12/16/2021 8:01 AM
15	Bathrooms	12/15/2021 11:59 PM
16	Splash pad	12/15/2021 10:30 PM
17	Splash pad. Toddler slides, swings, benches	12/15/2021 9:58 PM
18	Swing set, slides and infant playgrounds	12/15/2021 9:55 PM
19	Zip line, climbing equipment for older kids(ninja warrior type things), obstacle course type amenities,	12/15/2021 8:23 PM
20	Seating. Shaded areas. Apparatus that small kids can use independently. Interactive apparatus.	12/15/2021 7:09 PM
21	Something new and different than other LITH parks nearby, different types of swings for all ages, tunnels to crawl through, maybe even a small splash pad since the space is there!!	12/15/2021 11:41 AM
22	Zip Line, swings, slides, rock climbing and Monkey Bars.	12/15/2021 9:01 AM
23	I think a longer gazebo with more seating would be great, the 1 table usually gets occupied by teens. My kids request a zip line swing as well.	12/15/2021 8:51 AM
24	Keep gazebo / shaded area.	12/15/2021 8:42 AM
25	Slides and swings for sure. The kids love zip lines at some other nearby parks	12/15/2021 7:26 AM
26	Splash pad for the summer.	12/15/2021 7:18 AM
27	more teenage appropriate things like basketball, sand volleyball, swings, horse shoes (would have to provide your own shoes but a place to play it), more picnic area for the older kids to gather. It seems when I walk by and there are teenagers there the benches under the awning are so very full.	12/15/2021 7:14 AM
28	Toddler area, ninja warrior equipment	12/14/2021 9:06 PM
29	N/A	12/14/2021 7:55 PM
30	Really anything, it would be nice for there to be both toddler and older children options so all age groups can enjoy the park.	12/14/2021 7:40 PM
31	I love this park! I like the tube slide, and I also like the frog thing. I like the frog thing a lot, my kids love it a lot and so do their friends. Don't get rid of it	12/14/2021 6:20 PM
32	More of those frog things that go back and forth. That's the main reason I like this park. I like the tube slides and the mulch. But I really enjoy the frog thing that moves back and forth! DONT GET RID OF IT!!!! Keep it please!!! It also has a dog thing that you sit on and it moves back and forth! Don't get rid of it.	12/14/2021 6:20 PM
33	Larger slides, climbing apparatus park now is for younger kids. Maybe full court basketball	12/14/2021 5:41 PM

Lynn Dillow Park Playground Replacement Survey

34	An area for little kids and older kids. Safer playgrounds. Rubber floor. Nice seating. Splash pad.	12/14/2021 5:03 PM
35	Full court basketball court. Possibly a skate park. More benches spread out throughout the area to sit.	12/14/2021 12:04 PM
36	Basketball, and swings	12/14/2021 11:40 AM
37	Splash pad	12/14/2021 11:38 AM
38	table, garden, bathroom, bench	12/14/2021 11:35 AM
39	More shaded areas	12/14/2021 11:32 AM
40	Splash pad, swings, slides, monkey bars,	12/14/2021 11:21 AM
41	More seating and tables would be nice.	12/14/2021 11:21 AM
42	Slides, swings, monkey bars, teeter taughter, glider bar	12/14/2021 11:10 AM
43	More seating for adults other than the one picnic table More items and challenging equipment for elementary aged children	12/14/2021 9:37 AM
44	my kids are getting older, so we need zip lines, climbing space, area to run	12/14/2021 8:07 AM
45	Upgrade the equipment to include a larger climbing structure. Add a dual zip line. More monkey bars. Make sure to have amenities for children 1-12 to utilize.	12/14/2021 8:02 AM
46	Benches to sit. Swings. Stuff for the kids to climb on.	12/14/2021 7:22 AM
47	A bathroom would be amazing	12/12/2021 10:38 AM
48	Safe, accessible walkways are important, especially in adverse weather conditions. Benches are helpful for rests for our elderly.	12/11/2021 1:52 PM
49	Big slides, a big kid area and smaller area for toddlers	12/11/2021 8:02 AM
50	n/a	12/10/2021 8:47 PM
51	Aria for adults	12/10/2021 8:46 PM
52	Swings	12/10/2021 8:42 PM
53	Port-a-potty More benches Larger gazebo with multiple picnic tables	12/10/2021 8:17 PM
54	Things to do at ground level or being able to show my kids how to do stuff because I'm in a wheelchair or even with my mm cause she has problems seeing	12/10/2021 7:25 PM
55	Splash pad, swings, slides, monkey bars, water fountain	12/10/2021 6:50 PM
56	Spinning apparatus,	12/10/2021 6:19 PM
57	More benches	12/10/2021 6:10 PM
58	Zipline, swings, slides, sandbox	12/10/2021 5:26 PM
59	Splash pad, more monkey bars to do tricks/ninja type courses	12/10/2021 5:00 PM

Lynn Dillow Park Playground Replacement Survey

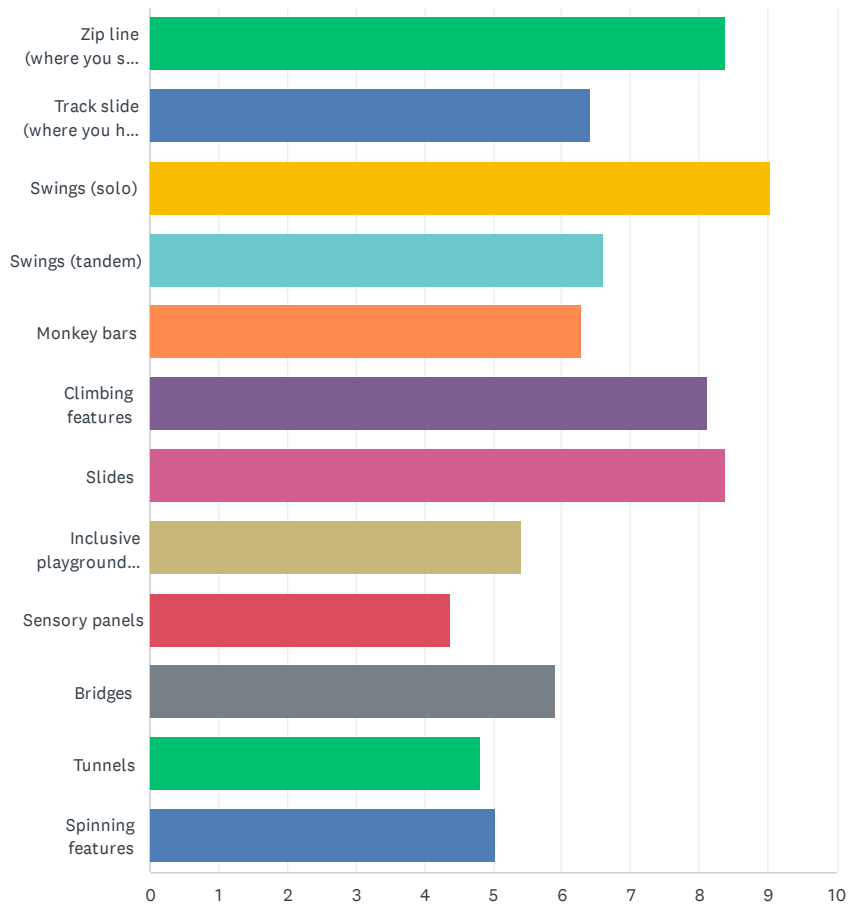
Q9 Would you or someone from your household be interested in participating in a focus group for inclusive park designs? Is so, please provide contact information.

Answered: 36 Skipped: 91

#	RESPONSES	DATE
1	kellig3@comcast.net	1/2/2022 11:15 AM
2	No	12/23/2021 5:44 PM
3	847 946 8250, Debbie	12/23/2021 2:22 PM
4	No	12/23/2021 1:16 PM
5	Yes. Kari Baumkirchner 630 485 0882 Kbombcushnerr@yahoo.com	12/23/2021 1:08 PM
6	Sure	12/23/2021 7:38 AM
7	Daniellaappiagyei@gmail.com	12/22/2021 12:43 PM
8	Yes, Mindi Moran mindi.moran@gmail.com	12/18/2021 6:55 PM
9	Yes Allie Kreuz 1182 Prides Run 815 262 9590 Senorakreuz@gmsil.com	12/16/2021 3:06 PM
10	No	12/16/2021 5:34 AM
11	No	12/15/2021 11:59 PM
12	No	12/15/2021 10:30 PM
13	Yes. 224-848-0226. ashleysilver@lewisu.edu	12/15/2021 7:09 PM
14	Tattianna52590@yahoo.com	12/15/2021 8:42 AM
15	Yes, 847-890-1633	12/15/2021 7:56 AM
16	No thank you	12/15/2021 7:26 AM
17	Keep the frog please	12/14/2021 6:20 PM
18	No	12/14/2021 6:20 PM
19	Robert Wytrykus 8479424250 I'm available weekdays daytime or weekends	12/14/2021 5:41 PM
20	Yes! Crystal Miguel, CrystalMiguel517@gmail.com, 847-997-5925	12/14/2021 5:03 PM
21	No	12/14/2021 11:40 AM
22	no	12/14/2021 11:35 AM
23	No	12/14/2021 11:21 AM
24	No	12/14/2021 11:16 AM
25	no thank you	12/14/2021 8:07 AM
26	No	12/14/2021 7:22 AM
27	779/713-3537	12/12/2021 11:21 PM
28	Yes. Robert Dracup 630.487.6089. Robert.dracup@gmail.com	12/12/2021 10:38 AM
29	No, we would like a big park for older kids to hang out and a smaller park area for toddlers and kids under 5 so the big kids aren't knocking over the little kids	12/11/2021 8:02 AM
30	Kerry Hess macjac02@att.net	12/10/2021 9:16 PM
31	Yes. Jimmy Klimas 847.714.6213 Jimmy.klimas@videojet.com	12/10/2021 8:47 PM
32	Ellen Levy jekm@comcast.net	12/10/2021 8:17 PM
33	No	12/10/2021 6:19 PM
34	No	12/10/2021 6:10 PM
35	Yes	12/10/2021 5:00 PM
36	Klsummy@gmail.com	12/10/2021 4:56 PM

Q10 Please rank the following playground features in order of importance to you (1 being most important and 11 being least important).

Answered: 80 Skipped: 47



Lynn Dillow Park Playground Replacement Survey

	1	2	3	4	5	6	7	8	9	10	11	12	TOTAL
Zip line (where you sit on a feature to glide across a fixed path)	33.33% 25	12.00% 9	12.00% 9	8.00% 6	2.67% 2	2.67% 2	2.67% 2	2.67% 2	1.33% 1	2.67% 2	10.67% 8	9.33% 7	
Track slide (where you hold on to feature to glide across a fixed path)	2.56% 2	12.82% 10	6.41% 5	8.97% 7	11.54% 9	7.69% 6	7.69% 6	14.10% 11	5.13% 4	6.41% 5	6.41% 5	10.26% 8	
Swings (solo)	22.67% 17	22.67% 17	18.67% 14	8.00% 6	1.33% 1	5.33% 4	1.33% 1	6.67% 5	2.67% 2	4.00% 3	4.00% 3	2.67% 2	
Swings (tandem)	5.33% 4	12.00% 9	9.33% 7	9.33% 7	9.33% 7	8.00% 6	5.33% 4	4.00% 3	12.00% 9	12.00% 9	8.00% 6	5.33% 4	
Monkey bars	5.41% 4	5.41% 4	6.76% 5	8.11% 6	12.16% 9	10.81% 8	13.51% 10	8.11% 6	5.41% 4	6.76% 5	9.46% 7	8.11% 6	
Climbing features	6.58% 5	9.21% 7	19.74% 15	13.16% 10	10.53% 8	10.53% 8	15.79% 12	9.21% 7	2.63% 2	2.63% 2	0.00% 0	0.00% 0	
Slides	11.84% 9	15.79% 12	11.84% 9	15.79% 12	11.84% 9	7.89% 6	6.58% 5	6.58% 5	6.58% 5	3.95% 3	1.32% 1	0.00% 0	
Inclusive playground equipment (equipment accessible to children of all abilities and developmental stages)	10.67% 8	1.33% 1	2.67% 2	6.67% 5	6.67% 5	5.33% 4	10.67% 8	8.00% 6	16.00% 12	5.33% 4	10.67% 8	16.00% 12	
Sensory panels	2.56% 2	2.56% 2	2.56% 2	6.41% 5	6.41% 5	2.56% 2	3.85% 3	6.41% 5	14.10% 11	21.79% 17	17.95% 14	12.82% 10	
Bridges	0.00% 0	2.56% 2	3.85% 3	8.97% 7	8.97% 7	17.95% 14	15.38% 12	11.54% 9	12.82% 10	8.97% 7	8.97% 7	0.00% 0	
Tunnels	0.00% 0	0.00% 0	5.19% 4	2.60% 2	9.09% 7	14.29% 11	9.09% 7	14.29% 11	10.39% 8	10.39% 8	10.39% 8	14.29% 11	
Spinning features	3.80% 3	6.33% 5	2.53% 2	3.80% 3	10.13% 8	6.33% 5	8.86% 7	6.33% 5	10.13% 8	12.66% 10	10.13% 8	18.99% 15	

Lynn Dillow Park Playground Replacement Survey

Q11 Please provide any additional information concerning the playground features that you consider most important.

Answered: 38 Skipped: 89

#	RESPONSES	DATE
1	Something to foster imaginative play in big ways that we can't at home, like a pirate ship steering wheel. A splash pad would be amazing to have close to home if it were possible to fit it in the budget!	1/3/2022 11:11 AM
2	Everyone likes swings	1/2/2022 8:35 AM
3	Soft/rubber ground	12/23/2021 2:32 PM
4	Soft landing pads	12/22/2021 12:45 PM
5	Swings for big kids are super important and they need to be tall (unlike those short ones at Ken Carpenter). Spinning things are super popular and we'd love to have one or two here! We definitely need good climbing equipment where kids can maneuver from piece to piece and play "Wood chips" (a tag type of game where kids stay on the equipment and move around).	12/21/2021 9:39 AM
6	A mix of woodchips and rubber mat would be great. We go to a lot of parks and have the most fun on "natural" features (wood, nature inspired) and gymnastics/ ninja structures.	12/18/2021 7:02 PM
7	Amenities for older kids Shelter & benches	12/18/2021 11:46 AM
8	Adding in something for toddlers is good too!	12/16/2021 3:09 PM
9	Infant swings and place them near the regular swings so families with little ones and bigger kids can swing at the same time Climbing structures and slides for toddlers and big kids	12/16/2021 10:33 AM
10	the options are useless I picked the best I can but they don't fit what our families needs are	12/16/2021 8:07 AM
11	Having a soft ground(rubbery). Not wood chips or cement	12/15/2021 8:28 PM
12	Layout and open sight lines.	12/15/2021 7:12 PM
13	Sound features, sensory equipment, imagination play, possibly sand/water area. Expand the park a little since we have a huge grass area.	12/15/2021 8:00 AM
14	I know there are a lot of smaller kids in our neighborhood so if we could have a park to accommodate very small ages to older ages would be appreciated.	12/15/2021 7:25 AM
15	Making sure my kids enjoy the park and feel safe going there.	12/15/2021 7:21 AM
16	swings! Anyone at any age can use them	12/15/2021 7:17 AM
17	Easy access, all ages can use it	12/14/2021 9:09 PM
18	Walking track	12/14/2021 7:58 PM
19	Be sure the slide surface doesn't get too hot in the summer sun where the kids can't enjoy it.	12/14/2021 6:44 PM
20	the most important part is keeping the frog	12/14/2021 6:22 PM
21	Keep the frog and dog thing that lets you sit on it and bounce around	12/14/2021 6:22 PM
22	Something for older kids to be active	12/14/2021 5:48 PM
23	It's such a nice big area I would love to see a lot of playground equipment. We walk to the park almost once a day in the summer.	12/14/2021 5:06 PM
24	More sitting benches throughout the playground area. Increase the size of the basketball court to include more basketball rims to allow more people/kids to play. Also possibly build a skate park.	12/14/2021 12:07 PM
25	Some sort of lookout tower	12/14/2021 11:38 AM
26	Something for a variety of ages and skills	12/14/2021 9:41 AM
27	We really enjoy the Crystal Lake playground at Lake Park - MAIN BEACH and Woodscreek Park. They did a great job incorporating elements for all ages to enjoy.	12/14/2021 8:13 AM
28	Safe slides, features that promote imagination and physical fitness	12/12/2021 11:29 PM
29	Benches near the equipment. More basketball hoops	12/12/2021 10:43 AM
30	Elements of nature are great for everyone.	12/11/2021 1:54 PM
31	Bigger kids knocking little kids over	12/11/2021 8:04 AM
32	Plenty of shaded areas for parents to sit. Keep the gazebo	12/10/2021 9:18 PM
33	Bridges to a central look out post	12/10/2021 8:57 PM

Lynn Dillow Park Playground Replacement Survey

34	Keep a similar size so kids can still play, but can distance a bit as well particularly while we deal with COVID.	12/10/2021 8:53 PM
35	forgiving, safe ground (rubber?) garbage cans coverings to protect against sun and rain	12/10/2021 8:24 PM
36	Rubber pad not wood chips	12/10/2021 6:23 PM
37	Sandbox would be nice.	12/10/2021 5:31 PM
38	No	12/10/2021 5:03 PM

Lynn Dillow Park Playground Replacement Survey

Q12 What playground features do you consider undesirable?

Answered: 35 Skipped: 92

#	RESPONSES	DATE
1	Shredded rubber ground covering that is linked to various cancers.	1/3/2022 11:11 AM
2	tunnels, large hidden spaces for trouble to start hanging around	1/2/2022 11:18 AM
3	Spinning features	1/2/2022 8:35 AM
4	Monkey bars. Things that get too hot.	12/23/2021 5:46 PM
5	Tunnels	12/23/2021 1:17 PM
6	Rocking animals.	12/23/2021 1:09 PM
7	When there's nothing for littles	12/23/2021 7:23 AM
8	No specific things, only the size of things. Again, we need tall swings and big enough equipment for the big kids.	12/21/2021 9:39 AM
9	Sand is fun, but so so so messy. Many moms avoid parks with sand.	12/18/2021 7:02 PM
10	Everything you listed	12/16/2021 8:07 AM
11	Sand area	12/15/2021 8:28 PM
12	Wood chips. Maybe use an alternative padding.	12/15/2021 7:12 PM
13	Tic tac toe/shapes that you spin to match up.	12/15/2021 11:44 AM
14	Wood chips	12/15/2021 8:53 AM
15	Poles, those ride on spring animals that barely move. Open ends where kids can fall out!	12/15/2021 8:00 AM
16	Sand pit	12/15/2021 7:21 AM
17	tunnels....older kids get in there and have vandalized. just inappropriate and I also think a tunnel slide is not needed	12/15/2021 7:17 AM
18	Not easy for parents to access (have to go through tunnel)	12/14/2021 9:09 PM
19	Zipline	12/14/2021 7:58 PM
20	the most undesirable thing is getting rid of the frog	12/14/2021 6:22 PM
21	Only little kid activities.	12/14/2021 5:48 PM
22	The gazebo. Takes up space that could be used for something else.	12/14/2021 12:07 PM
23	Anything that spins	12/14/2021 11:41 AM
24	Spinning	12/14/2021 11:13 AM
25	Fireman pole Merry-Go-Rounds	12/14/2021 8:13 AM
26	Never see kids use the sensory panels	12/14/2021 7:24 AM
27	Zip lines	12/12/2021 11:29 PM
28	Plastic is ugly and lifeless.	12/11/2021 1:54 PM
29	It depends all have a purpose but like I said 2 different park areas	12/11/2021 8:04 AM
30	Spring rocking animals	12/10/2021 8:57 PM
31	I don't see any of the sensory or flip panels used.	12/10/2021 8:53 PM
32	cement ground	12/10/2021 8:24 PM
33	Things I can't I can't be apart of with my kids	12/10/2021 7:29 PM
34	Slides that are only accessible by older kids.	12/10/2021 5:31 PM
35	No	12/10/2021 5:03 PM

Lynn Dillow Park Playground Replacement Survey

Q13 Do you have any other comments or feedback you would like to share with us?

Answered: 25 Skipped: 102

#	RESPONSES	DATE
1	There are many other needs in this community that could benefit from the funds used for this park.	12/23/2021 2:48 PM
2	Really tall slides	12/23/2021 2:20 PM
3	A better Splash pad needed	12/23/2021 7:23 AM
4	Lynn Dillow is a great park as it is so I would say try to keep things the same or better. Please know that a lot of big kids still use this park so please don't downsize on the equipment like what was done at Ken Carpenter. My children love the spring mounted teeter totter at Fetzner Park in CL. If possible, I highly recommend putting in a spider web swing like the one at Woods Creek Park in CL. There's always kids on that when we go there, but understandable if it's not in the budget.	12/21/2021 9:39 AM
5	We enjoyed the park when our kids were younger but with taking care of my parents and my boys being older, we don't find the park exciting. I don't know what else are things to put here but what's listed is for babies	12/16/2021 8:07 AM
6	A splash pad would be awesome!	12/15/2021 11:44 AM
7	I'm not sure why we're replacing and spending money on this. The equipment is just fine.	12/15/2021 8:00 AM
8	Right now the baby swings and the big kid swings are separated and are on two different sides of the park and it's impossible to push both kids at the same time. I have to push my son on the baby swings and then run to push my daughter on the big kid swings.....	12/15/2021 7:25 AM
9	Keep the basketball area and maybe add a sand volleyball	12/15/2021 7:17 AM
10	Toddler amenities, workout station for grown ups, picnic tables	12/14/2021 9:09 PM
11	Garbage cans strategically placed so they are used and emptied easily	12/14/2021 6:44 PM
12	Keep the frog please, residents know the frog from all over!	12/14/2021 6:22 PM
13	Keep the frog and dog thing that lets you bounce around	12/14/2021 6:22 PM
14	Nice if incorporated all ages. There is so much open unused space here. This could be a larger neighborhood park for the whole family could utilize	12/14/2021 5:48 PM
15	no	12/14/2021 11:37 AM
16	I love the recycled rubber ground instead of wood chips.	12/14/2021 11:29 AM
17	I know budgets can be tight but please do not decrease the playground footprint at this park. It's a wonderful neighborhood park and I would hate to see it not be used due to lack of equipment. Ken Carpenter Park used to be one of our favorites prior to the remodel. It offer many amenities but then the remodel significantly reduced the footprint and equipment. We hardly visit now since my kids find it less desirable.	12/14/2021 8:13 AM
18	No	12/14/2021 7:24 AM
19	The gazebo is cool but really need seating around for parents	12/12/2021 10:43 AM
20	Na	12/11/2021 8:04 AM
21	The amount of slides right now is perfect for the kids. Hoping that we can keep something similar or better :))	12/10/2021 8:53 PM
22	We're excited to know the equipment is going to be replaced! We like what is there, but updating equipment and safety is essential. Thank you!	12/10/2021 8:24 PM
23	This should not be our only option for parents and family with a different way of playing. We can't go to many places without have to plan and make a schedule for how we can be with our family especially with our friend families	12/10/2021 7:29 PM
24	All wooden parks are best!	12/10/2021 5:31 PM
25	No	12/10/2021 5:03 PM



INFORMATIONAL MEMORANDUM

MEETING DATE: February 3, 2022
DEPARTMENT: Recreation Division
SUBJECT: Recreation Fourth Quarter Program Statistic Report

EXECUTIVE SUMMARY

The Program Statistic Report gives an overview of programs and events that ran during all four quarters, along with a year to date total. Included with the program's revenue, expenses and net revenue, is the program's margin (percentage of revenue exceeding expenses) and the program's cost recovery (percentage of expenses covered by the revenue). This report also includes participation numbers for the programs and events.

The fourth quarter (October, November, December) included fall programs and December holiday programs.

Fall programming included Beyond the Bell Afterschool Care and Preschool Academy. The Beyond the Bell program was not offered in 2020 due to the pandemic. Participation numbers are not quite as strong as pre-pandemic as the need has changed for families. Preschool Academy was back in-person starting this fall. Four class rooms are being used Monday thru Friday. Staff hosted over a dozen new events during the fall and utilized over a dozen different locations throughout the Village.

At the end of the fourth quarter, overall recreation programs are running at a 157% cost recovery rate and have engaged 4799 people. Senior programming, youth programming, Preschool Academy, and Early Childhood programming areas performed under budget. Youth sports, special events, camp, and Beyond the Bell performed above budget. The Recreation Division's overall budget cost recovery ended at 36%. The Division's cost recovery was budgeted at 38%.

FINANCIAL IMPACT

None.

ATTACHMENTS

Fourth Quarter Program Statistics Recreation Division 2021
Program Participation Report

SUGGESTED DIRECTION

None.

Recreation Program / Event Stats 2021

Q1	Q2	Q3	Q4	YTD Total							
	Program Area	Total Revenue	Total Expenses	Net Revenue	Budgeted Net Revenue for the year	Margin %	Cost Recovery	# Res	# Non-Res	Total # Participants	Overall Satisfaction Rating
Ice Fishing	Adult/Sr	\$ 852.00	\$ 155.97	\$ 696.03		82%	546%	43	28	71	98%
Pond hockey	Adult/Sr	\$ 875.00	\$ 607.76	\$ 267.24		31%	144%	3	40	43	100%
UFO	Adult/Sr	\$ 45.00	\$ -	\$ 45.00		100%	100%	0	9	9	100%
Winter Boxes	Adult/Sr	\$ 30.00	\$ 15.00	\$ 15.00		50%	200%	3	0	3	
Flower Grams	Adult/Sr	\$ 15.00	\$ 10.00	\$ 5.00		34%	150%	5	1	6	
Trips	Adult/Sr	\$ 225.00	\$ 75.00	\$ 150.00		67%	200%	4	5	9	
UFO	Adult/Sr	\$ 175.00	\$ -	\$ 175.00		100%			12	12	
Softball	Adult/Sr	\$ 4,050.00	\$ 1,770.00	\$ 2,280.00		56%	228%			9 teams	
Curbside Bingo	Adult/Sr	\$2	\$ 21.00	\$ (18.00)			9%	12	1	13	
Backyard BBQ	Adult/Sr	\$ 4.00	\$ 68.07	\$ (64.07)			6%	10	2	12	
Lake Geneva Trip	Adult/Sr	\$ 504.00	\$ 329.26	\$ 174.64		35%	153%	7	0	7	
Memoiral Fishing Tour	Adult/Sr	\$ 1,072.00	\$ 762.42	\$ 309.58		29%	140%	40	44	84	
Doggy Derby	Adult/Sr	\$ 116.00	\$ -	\$ 116.00		100%		10		10	
Cantignay Garden Trip	Adult/Sr	\$ 357.00	\$ 162.00	\$ 195.00		55%	220%	7	0	7	
UFO	Senior	\$75	\$ -	\$ 75.00		100%	100%		10	10	100%

Recreation Program / Event Stats 2021

	Program Area	Total Revenue	Total Expenses	Net Revenue	Budgeted Net Revenue for the year	Margin %	Cost Recovery	# Res	# Non-Res	Total # Participants	Overall Satisfaction Rating
Fireside Dinner Theater	Senior	\$ 742.00	\$ 639.54	\$ 102.46		14%	116%	7		7	
Holiday Trolley	Senior	\$ 793.00	\$ 594.30	\$ 198.70		24%	133%	8		8	
Holiday House Deco	Adults	\$ -	\$ -	\$ -		0%	0%	16		16	85%
Holiday Light Tour	Adults	\$ 223.00	\$ 139.68	\$ 83.32		37%	160%	28	14	42	98%
Fall Softball	Adults	\$ 4,950.00	\$ 3,544.03	\$ 1,405.97		28%	140%	1	10	11 teams	90%
TOTAL YTD	Adult/Sr	\$ 15,396.00	\$ 8,349.90	\$ 7,046.10	\$ 7,772.00	46%	184%	166	108	274	95%
Hot Shots	Youth Sports	\$ 805.00	\$ 541.00	\$ 264.00		32%	148%	16	7	23	
Karate	Youth Sports	\$ 351.00	\$ 245.70	\$ 105.30		30%	142%	1	2	3	
Hot shots	Youth Sports	\$ 5,595.00	\$ 3,060.00	\$ 2,535.00		45%	182%	82	1	83	
Karate	Youth Sports	\$ 282.00	\$ 197.00	\$ 85.00		30%	143%	2	4	6	
Hot Shots	Youth Sports	\$ 5,345.00	\$ 2,219.00	\$ 3,126.00		58%	241%	64	8	72	100%
Karate	Youth Sports	\$ 144.00	\$ 54.60	\$ 89.40		62%	264%		13	13	
Hot Shots	Youth Sports	\$ 2,290.00	\$ 1,599.50	\$ 690.50		30%	143%	37	1	38	
TOTAL YTD	Youth Sports	\$ 14,812.00	\$ 7,916.80	\$ 6,895.20	\$ 2,334.00	47%	187%	101	14	115	100%

Recreation Program / Event Stats 2021

	Program Area	Total Revenue	Total Expenses	Net Revenue	Budgeted Net Revenue for the year	Margin %	Cost Recovery	# Res	# Non-Res	Total # Participants	Overall Satisfaction Rating
Daddy Daughter Date	Special Events	\$ 2,979.00	\$ 1,247.00	\$ 1,732.00		58%	239%	113	45	158	97%
Bingo	Special Events	\$ 335.00	\$ 282.00	\$ 53.00		16%	119%	45	26	71	89%
Bunny Trail	Special Events	\$ -	\$ 662.00	\$ (662.00)			0%	310	250	560	95%
Park Party Concert	Special Events	\$ 16.00	\$ 234.00	\$ (218.00)			0%	179	8	187	97%
Father Day Art	Special Events	\$ 41.00	\$ 10.00	\$ 31.00		76%	410%	7	1	8	
Pond Exploration	Special Events	\$ 56.00	\$ 6.00	\$ 50.00		89%	933%	10	1	11	
Storytime Splashpad	Special Events									49	
Park Party Splashpad	Special Events	\$ 37.00	\$ 280.25	\$ (243.25)			13%	134	7	141	96%
Park Party Barefoot HI	Special Events	\$ 100.00	\$ 655.25	\$ (555.25)			15%	196	25	221	98%
Park Party Bark Park	Special Events	\$ 28.00	\$ 395.00	\$ (367.00)			7%	82	14	96	68%
Fairy Garden	Rec2u	\$ 108.00	\$ 98.94	\$ 9.06		8%	109%	18	3	21	100%
Pond Explor	Rec2u	\$ 26.00	\$ -	\$ 26.00		100%		4	1	5	
Park Olympics	Rec2u	\$ 14.00	\$ 2.00	\$ 12.00		86%	700%	45	7	52	100%

Recreation Program / Event Stats 2021

	Program Area	Total Revenue	Total Expenses	Net Revenue	Budgeted Net Revenue for the year	Margin %	Cost Recovery	# Res	# Non-Res	Total # Participants	Overall Satisfaction Rating
Flurry Fest	Special Even	\$ 1,525.38	\$ 2,663.36	\$ (1,137.98)			57%	525	129/27	751	83%
New Year's Eve Party Boxes	Special Even	\$ 580.00	\$ 385.85	\$ 194.15		33%	150%	31	5	36	85%
Come Play With Us 9/11	Rec2U	\$ 6.00	\$ -	\$ 6.00			100%	23	13/3	39	
Come Play With Us 9/25	Rec2U	\$ -	\$ -	\$ -				28	4	32	
Come Play With Us 10/9	Rec2U	\$ -	\$ 5.14	\$ (5.14)			0%	30	8	38	
Come Play With Us 11/6	Rec2U	\$ -	\$ -	\$ -						4	
Pokemon Celebration 10/11	Rec2U	\$ 190.00	\$ 58.57	\$ 131.43		69%	324%			19	
TOTAL YTD	Special Events	\$ 6,929.38	\$ 8,271.40	\$ (1,342.02)	\$ (1,553.00)		84%	1919	854	2773	92%
Babysitter Training	Youth variety	\$ 430.00	\$ 300.00	\$ 130.00		30%	143%	5	0	5	88%
Kid Rock	Youth variety	\$ 114.00	\$ 80.00	\$ 34.00		30%	143%	2	0	2	100%
Magic - virtual	Youth variety	\$ 13.00	\$ 9.00	\$ 4.00		31%	144%	1	0	1	
Yoga	Youth variety	\$ 144.00	\$ 96.00	\$ 48.00		33%	150%	5	1	6	100%

Recreation Program / Event Stats 2021

	Program Area	Total Revenue	Total Expenses	Net Revenue	Budgeted Net Revenue for the year	Margin %	Cost Recovery	# Res	# Non-Res	Total # Participants	Overall Satisfaction Rating
Kid Rock	Youth variety	\$ 1,009.00	\$ 698.00	\$ 311.00		31%	146%	16	1	17	
Magic	Youth variety	\$ 42.00	\$ 30.00	\$ 12.00		29%	140%	2	0	2	
Yoga	Youth variety	\$ 125.00	\$ 80.00	\$ 45.00		36%	156%	3	2	5	67%
Voice Builders	Youth variety	\$ 835.00	\$ 500.50	\$ 334.50		40%	167%	1	12	13	92%
Chess	Youth variety	\$ 408.00	\$ 286.00	\$ 122.00		30%	143%	2	0	2	
Babysitting	Youth variety	\$ 354.00	\$ 240.00	\$ 114.00		32%	148%	4	0	4	
Kid Rock	Youth variety	\$ 699.00	\$ 480.00	\$ 219.00		31%	146%	14	1	15	
Lights On	Youth Variety	\$ -	\$ -	\$ -		0%	0%	32	34	66	100%
Back 2 School Skate Park	Youth Variety	\$ 262.00	\$ 150.68	\$ 111.32		42%	174%	23	3	26	86%
Magic	Youth Variety	\$ 63.00	\$ 45.00	\$ 18.00		29%	140%	3		3	
Chess	Youth Variety	\$ 110.00	\$ 78.00	\$ 33.00		30%	142%	1		1	
Babysitting	Youth Variety	\$ 86.00	\$ 60.00	\$ 26.00		30%	143%	1		1	
Kid Rock	Youth variety	\$ 552.00	\$ 384.00	\$ 168.00		30%	144%	8		8	
Young Rembrandt	Youth Variety	\$ 86.00	\$ 60.00	\$ 26.00		30%	143%	1		1	

Recreation Program / Event Stats 2021

	Program Area	Total Revenue	Total Expenses	Net Revenue	Budgeted Net Revenue for the year	Margin %	Cost Recovery	# Res	# Non-Res	Total # Participants	Overall Satisfaction Rating
TOTAL YTD	Youth variety	\$ 5,332.00	\$ 3,577.18	\$ 1,754.82	\$ 3,260.00	33%	149%	124	54	178	90%
Preschool Academy; Session Two [Jan-Mar]	Preschool	\$ 7,929.75	\$ 6,883.18	\$ 1,046.57		13%	115%	25	7	32	100%
Preschool Academy; Session 3 [Apr-May]	Preschool	\$ 5,244.50	\$ 6,093.65	\$ (849.15)				19	5	24	95%
Preschool Academy; [Sept]	Preschool	\$ 19,871.50	\$ 7,177.01	\$ 12,694.49		64%	277%	54	10	64	
Preschool Academy; Oct-Dec	Preschool	\$ 28,575.50	\$ 29,333.94	\$ (758.44)			97	52	10	62	
TOTAL YTD	Preschool	\$ 61,621.25	\$ 49,487.78	\$ 12,133.47	\$ 41,311.00	20%	125%	125	103	228	98%
Ready, Set, Go	Early Childhood	\$ 1,335.00	\$ 675.00	\$ 660.00		49%	197%	14	7	21	100%
Lucky Gold Hunt [Mar]	Early Childhood	\$ 457.00	\$ 259.31	\$ 197.69		43%	176%	35	21	56	94%
Summer EC classes	Early Childhood	\$ 264.00	\$ 112.00	\$ 152.00		58%	136%	15	2	17	
Preschool in the Park	Early Childhood		\$ 159.88	\$ (159.88)			0%	12	5	17	

Recreation Program / Event Stats 2021

	Program Area	Total Revenue	Total Expenses	Net Revenue	Budgeted Net Revenue for the year	Margin %	Cost Recovery	# Res	# Non-Res	Total # Participants	Overall Satisfaction Rating
Outdoor Pre-K games	Early Childhood	\$ 80.00	\$ 104.00	\$ (24.00)			77%	4	0	4	
Science Superheros	Early Childhood	\$ 184.00	\$ 125.33	\$ 56.67		31%	147%	7	2	9	
Ocean Animals	Early Childhood	\$ 162.00	\$ 104.00	\$ 58.00		36%	156%	7	1	8	
Pizza Preschool	Early Childhood	\$ 122.00	\$ 116.88	\$ 5.12		4%	104%	5	1	6	
Art FriYay	Early Childhood	\$ 80.00	\$ 104.00	\$ (24.00)			77%	4	0	4	
TOTAL YTD	Early Childhood	\$ 2,684.00	\$ 1,760.40	\$ 923.60	\$ 1,653.00	34%	152%	103	39	142	97%
Camp	Camp	\$ 57,007.00	\$ 30,587.00	\$ 26,420.00		46%	186%	149	150	299	80%
Camp (July-Aug)	Camp	\$ 35,289.00	\$ 27,781.46	\$ 7,507.54		21%	127%	160	167	327	78%
Winter Break Camp	Camp	\$ 2,481.50	\$ 491.25	\$ 1,990.25		80%	505%	8	7	15	80%
TOTAL YTD	Camp	\$ 94,777.50	\$ 58,859.71	\$ 35,917.79	\$ 16,615.00	38%	161%	317	324	641	79%
2 dys of remote learning	BTB	\$ 380.00		\$ 380.00		100%	100%	4	16	20	100%
BTB	BTB	\$ 27,266.00	\$ 15,517.80	\$ 11,748.20		43%	175%	11	24	35	98%
BTB	BTB	\$ 22,957.00	\$ 6,044.25	\$ 16,912.75		74%	380%	11	24	35	
BTB YTD	BTB	\$ 50,603.00	\$ 21,562.05	\$ 29,040.95	\$ 15,820.00	57%	235%	26	64	90	99%

Registration Stats

	Q1			Q2			Q3			Q4			Yr Total		YTD			
	2020	2021	2022	2020	2021	2022	2020	2021	2022	2020	2021	2022	2020	2021	2022			
General Programs	337	555		75	968		391	867		249	1166		1062	3556				
Camp				116	299		108	327		95	15		319	641				
BTB (school yr avg)	63							35			35		63	70				
Preschool (school yr avg)	47	32		47	24			64		44	52		184	172				
Total	447	587		238	1291		543	1293		388	1268		1628	4799				

FY 2020 Remote learning camp registration included in "camp"

FY 2020 Due to the pandemic and remote / hybrid learning, there was no BTB Q2, Q3, Q4

FY 2020 Due to the pandemic, preschool was remote Q4

FY 2021 Due to the pandemic, there was no BTB Q1, Q2

FY 2021 Due to the pandemic, preschool was remote Q1

FY 2021 Due to the pandemic, preschool was hybrid Q2



STAFF REPORT

MEETING DATE: February 3, 2022

DEPARTMENT: Administration

DIVISION: Recreation

DATES OF INTEREST:

- | | | |
|---------------|-------------------------------------|--------------------|
| • February 5 | 4-on-4 Pond Hockey Tournament | Indian Trail Beach |
| • February 6 | Youth Pond Hockey | Indian Trail Beach |
| • February 6 | Ice Fishing Derby | Indian Trail Beach |
| • February 6 | Come Read with Us! | Indian Trail Beach |
| • February 6 | Chili-off and Cookie Bake-Off | LaBahn Hain House |
| • February 19 | Daddy Daughter Date – Under the Sea | Village Hall |
| • February 27 | Winter Wiffleball | Sunset |

For more information please view the program and activity guide:

<https://www.lith.org/home/showpublisheddocument/2974/637752697101970000>

VOLUNTEERS NEEDED:

- | | | | |
|-------------------------------|------------------|-----------|---|
| • Pond Hockey Tournament | Saturday, Feb 5 | 8am-10am | check-in assistance |
| • Ice Fishing Derby | Sunday, Feb 6 | 6am-8am | check-in assistance |
| • Chili-off & Cookie Bake-off | Sunday, Feb 6 | 1pm-3pm | judging |
| • Daddy Daughter Date | Saturday, Feb 19 | 2pm – 8pm | 3 timeslots: check-in assistance, activity assistance |

If you are interested in volunteering, please contact Kim Buscemi @ kbuscemi@lith.org

Submitted by Recreation Superintendent, Kim Buscemi:

In November of 2021, The Village Board adopted Strategic Plan Goals and Objectives. The information below is intended to provide the Board with an update on what the staff is working on to achieve the goal, "Provide a wide array of outstanding parks and recreation programs to enhance quality of life for Village residents."

This goal has three objectives, which are listed below, along with updates on their initiatives:

1. Review prior year's successful programs and research current industry trends in recreation programs to effectively use existing and planned infrastructure and improve the demand for our programming
 - a. Quarterly review the ability to Increase community engagement and participation through programs and events while effectively using existing infrastructure
 - Staff continuously reviews and analyzes events and programs. With limited indoor space for programming, staff has expanded outdoor event offerings.
 - New for winter:
 - LMK Day events: LITH Ice Bowl Disc Golf Tournament, New Frozen Footgolf, Come Read with Us! Over 40 people enjoyed the outdoors.
 - Winter Weekend at Woods creek Lake: Pond Hockey Tournament, Come Read with Us, New Youth Hockey, Ice Fishing Derby, new Chili cook-off and Cookie bake-off.
 - New Winter Wiffleball
 - New Teen Skate park trip
 - Senior programming is currently being reviewed and will incorporate some changes this spring.
 - b. Develop and implement a new strategy of value based recreational programming that meets participants' personal and social values by April 2022
 - Recreation staff determined a list of attributes that contribute to personal and social values which will be considered when developing programs and events. These attributes are physical wellbeing, mental wellbeing, stretching skills, socialization, reducing screen time, safety, inclusivity, enriching relationships, nature, culture, and uniquely LITH.
 - Programs and events will contain at least four of these attributes.
 - Marketing material for programs and events is incorporating messages pertaining how the program or event is contributing to the different attributes that contribute to a person's personal and social value.
 - Event surveys include asking what attributes were achieved from the event.
 - c. Evaluate where target audiences are spending their recreation time and/or money by October 2022
 - Program and event statistics are analyzed each quarter. Statistics include participation numbers, net revenue, margins, cost recovery, and overall satisfaction.
 - Program statistic are shared with the Park and Recreation Board four times a year.
 - d. Identify whether there are barriers to program registrations and utilize technology to assist in streamlining the process by May 2022
 - Staff has recognized the inefficiency of checking in participants at ticketed events. A barcode scanner has been purchased and will enable staff to check-in participants more efficiently.
2. Update and improve parks infrastructure to make the facilities more comprehensive and attract more regional users
 - a. Annually review and identify parks and facilities capable of administering a quality experience for youth, teens, or adults and develop a seasonal program plan rotation and implementation
 - Each season, prior to activity guide development, staff meets and plans program and event sites to use.
 - During the winter, events were planned at Linda K. Fischer park, Sunset park, Village Hall outside grounds, Indian Trail Beach, LaBahn Hain House, Larsen park, Village Hall indoor space, and Ken Carpenter park.
 - b. Revise Parks Master Plan to identify shortfalls and improve recreational facilities by December 2022

- A Request for Proposal (RFP) for the Parks Master Plan is in the process of being developed. Staff plans to issue the RFP in March, with selection to be made before mid-year.
3. Create new partnerships with other parks and recreation organizations to improve the efficiency, effectiveness, and breadth of our programming
 - a. Annually identify new opportunities to co-op with other recreation organizations to maximize the Village's return for a variety of events
 - Recreation staff has planned events with the Algonquin Public Library, including Storytime and use of the library's Makermark room.
 - The Girls Scouts are donating bingo prizes and will be volunteering at the Daddy Daughter Date night.
 - Oasis, The Oaks of Algonquin and Kindred Hospice are donating bingo prizes and will be guest bingo callers.
 - b. Semi-annually review the partnership with NISRA by consulting on major community event plans to ensure inclusion opportunities for all populations
 - Staff met with NISRA in December. A NISRA family timeslot was added to the Daddy Daughter event.


Submitted by Recreation Supervisor, Kristi Brewer:

Beyond the Bell Afterschool Program at Lincoln Prairie: Current regular attendance registration averages 35 students per week.

Lake in the Hills Ice Bowl® Disc Golf Tournament: On Monday, January 17, the first Ice Bowl® event was held at Linda K. Fischer Park – Disc Golf Course. Thirteen players braved the 26°F temperature, about ½ inch of snow on the course, an average 15 mph wind speed with flurry gusts up to 25 mph at times. Food donations were required in addition to the program fee, and Mulligan shots are available with an additional donation of five non-perishable items per shot.

Experienced and beginner player categories were offered, and the event included an after-tee-time fire pit party, awards for overall lowest score, closest to the pin/basket, and the “Ring of Fire” contest. Ring-of-fire does not involve flames but is a putting game where participants circle a basket and putt simultaneously. Those who make it retrieve their disc and continue putting until there is one winner. Awards were spread out to mitigate top winners from taking all. 173 lbs. of donations were divided between Grafton Township Food Pantry, School District 300 Food Pantry, and Algonquin/Lake in the Hills Interfaith Food Pantry.

Thank you to our event sponsor, DG Disc Store (Crystal Lake), for providing awards which included two limited-edition discs (First Place) and a portable all-metal disc golf basket (Ring-of-Fire). This event was a part of a series of worldwide disc golf events held during the winter months with an overall mission of collecting donations to fight hunger and food insecurity no matter the weather conditions. The event also emphasizes fun over the competition while promoting a positive image for disc golfers.



Frozen Footgolf at Sunset Park: Sunset Park was transformed into a 9-hole footgolf course on Monday, January 17, as an alternative use of the park in the off-season and to provide a free no-school-day

activity. The objective of footgolf – like traditional golf – is to advance the ball from the tee into the ‘cup’ in the fewest number of kicks (or strokes to use the traditional term). Each foot golfer is responsible for counting their kicks. After all players in a group have completed a hole, each foot golfer’s “score” (or the number of kicks plus any applicable penalties) was recorded on the provided scorecard. Soccer balls were made available for use, and hot beverages were also served.



Submitted by Recreation Supervisor, Michelle Steffey:

Early Childhood programming: Youth sports early winter session started on January 14th. Hot Shots Sports is offering Ninja Warrior classes on Friday evenings and soccer classes on Saturday mornings. The next session of youth sports starts up again the week of February 25th.

Rock'n'Kids early winter session started on January 11th. Tot Rock and Kid Rock classes are offered on Tuesday mornings and Wednesday evenings. The next session starts up February 22nd.

Come Read with Us! The recreation staff hosted *The Snowy Day* story display on January 17 at Sunset Park with activities to go along with the book.



Preschool Academy: Preschool currently has 61 students enrolled. The 2022-2023 school year enrollment opens February 21st for returning families, February 28th for residents, and March 7th for non-residents.

Submitted by Recreation Supervisor, Casie Peltz:

Flurry Fest: Due to a rainy forecast, the Flurry Fest event was moved from the original date of Friday, December 10 to Sunday, December 12. Over 750 people (525 residents) enjoyed the Grinchmas event. Special thanks to the People for Parks Foundation for their generous donation and for volunteering at the event. It was a windy, chilly night, but participants still had fun! Here are some of the survey comments:

I appreciate that you had staff available who volunteered to take pictures of me/my family. That was incredibly kind.

*Favorite part of the event:
Seeing my kids have a good time. Thanks for all you do with the community!*

I really liked how the book was along the path, it really helped create the story.



Thanks to our Santa, Ray Bogdanowski, for bringing cheer to the event!

New Year's Eve Boxes: With the help of some volunteers, staff put together 35 party boxes this year. There was a wait list of 15 people, so staff will offer a pick-up option next year to be able to accommodate the additional interest. Of those who answered the post-delivery survey, 91.6% would recommend this program to a friend. Some additional survey comments:

Unbelievable amount of time and effort put into these boxes. I was blown away. I am so proud to live in the LITH!

The objects inside were fantastic! My son loved everything. The cookie was adorable. The games were great! The drink and table accessories were wonderful! Best box so far!



One of our most active volunteers, Michael, with wrapped NYE boxes.

Senior programming: Staff has reached out and made contacts with several area senior service organizations. Staff look forward to partnering on many upcoming offerings!

The Algonquin Library has offered to be the host site for the AARP senior tax prep services this year. They have a larger space to offer them as well as the staff resources to take appointments.

Staff will be attending the February 1st grand opening of The Oaks senior living community in Algonquin to investigate further co-op programming opportunities.

The monthly Senior Bingo event (4th Tuesday of the month) has been revamped and will include monthly guest callers from the community. Recreation Staff will kick off the program in January. Upcoming guests include the Algonquin Library, LITH PD, Oasis Senior Advisors, and Kindred Hospice.

January drop-in participation:

Wednesday cards: 13 (not including 1/26)

UFO: 12

Bingo: 7

Upcoming Events

Sr. Flower grams 2/14

Daddy Daughter Under the Sea Date 2/19

Sr. Pancake Breakfast & Bunco 2/25

Park Steward Schedule 2022

	Tara Donahue	Sai Sivakumar	Cecilia Carman	Mike Cairns	Brad Wackerlin	John Andrea	Diane Tredore
March	Avalon Park	Barbara Key Park	Bark Park	Ken Carpenter Park	Celebration Park	Cattail Park	Echo Park
April	Ford School Park	Butch Hagele Beach	Horner Park	Indian Trail Beach	Edward Wm Hynes Park	Jaycee Park	Linda Fischer Park
May	LaBahn Hain House/Nockels Park	LaBuy Park	Larsen Park	Leroy Guy Park	Lynn Dillow Park	Nature's View Park	Normandy Park
June	Plote Field	Richard Taylor Park & Skate Park	Rolling Hills Park	Ryder Park	Stoneybrook Park	Sunset Park	Turtle Island
July	Echo Park	Cattail Park	Celebration Park	Ken Carpenter Park	Bark Park	Barbara Key Park	Avalon Park
August	Linda Fischer Park	Jaycee Park	Edward Wm Hynes Park	Indian Trail Beach	Horner Park	Butch Hagele Beach	Ford School Park
September	Normandy Park	Nature's View Park	Lynn Dillow Park	Leroy Guy Park	Larsen Park	LaBuy Park	LaBahn Hain House/Nockels Park
October	Turtle Island	Sunset Park	Stoneybrook Park	Ryder Park	Rolling Hills Park	Richard Taylor Park & Skate Park	Plote Field

Updated 01/06/2022